

Light Shadow DOTS - Single Spot Module. Set of 1 Spot

03.8602.06A - Chrome



LED lighting module, with low glare, to be inserted in the recessed frames (not included), installation through a bayonet system with interchangeable spots. Available in one-light versions and groups of two and four lights. Driver not included, the driver has to be directly connected to the embedding frames.

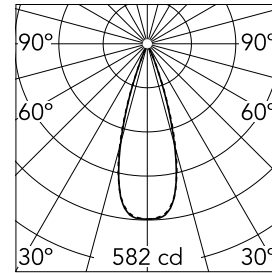
Main specifications

Number of heads	1	Net lumen (lm)	188
Lamp category	LED	Mountings	Recessed
Power (W)	2.7W	Environment	Indoor dry location
CCT (K)	2700K		
CRI	90		



Optical

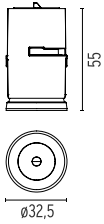
Lighting type	Direct
LED type	Power LED
Light distribution	Symmetric
Optical type	Flood
Beam angle (°)	33
Beam angle C90-270 (°)	33



Beam Angle: 33°

h(m)	E(lx)	D(m)
1	582	0.60
2	146	1.19
3	65	1.79
4	36	2.38
5	23	2.98

Luminous flux luminaire
188 lm (EXTREME CUT OFF)

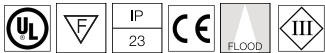


Electrical

Voltage (V)	3	Emergency	Without
Current (mA)	900	Insulation class	III
Dimmable	Yes		
Driver	Remote excluded		
Driver type	Non Dimmable, Dimmable 0-10V, Dimmable Casambi, Dimmable DALI 1		

Physical

Color	Chrome
Orientation	Fixed
Recessed depth (mm)	75
Weight (kg)	0.05
Spot diameter (mm)	32.5



Light Shadow DOTS - Single Spot Module. Set of 1 Spot



Continuous current power supply, dimmable Casambi 220/240V-50/60Hz, 300mA-16W / 350mA-18,5W / 400mA-21,5W / 450mA-24W / 500mA-27W / 600mA-32W / 650mA-35W / 700mA-36W / 750/800/900/1000/1050mA – 38W
60.9207

Pre-installation frame. 1L
08.0580.00

70 mm divider to keep the spacing between spots when putting together 70 mm modules
08.0586.00



Non dimmable continuous current power supply of 20W, dimmable 0-10V, 220/240V – 50/60Hz
60.9414

Non dimmable continuous current power supply of 15-20W, 110/240V – 50/60Hz, with power current selected through adjustable 350 mA-15W / 500 mA / 550 / 700 / 850 mA / 900 mA – 20W switch
60.8911