

Light Shadow DOTS - Single Spot Module. Set of 1 Spot

03.8600.GLA - Gold



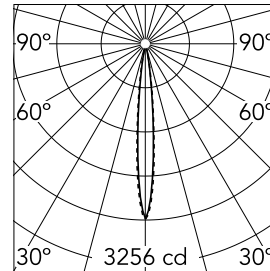
LED lighting module, with low glare, to be inserted in the recessed frames (not included), installation through a bayonet system with interchangeable spots. Available in one-light versions and groups of two and four lights. Driver not included, the driver has to be directly connected to the embedding frames.

Main specifications

Number of heads	1	Net lumen (lm)	184
Lamp category	LED	Mountings	Recessed
Power (W)	2.7W	Environment	Indoor dry location
CCT (K)	2700K		
CRI	90		

Optical

Lighting type	Direct
LED type	Power LED
Light distribution	Symmetric
Optical type	Spot
Beam angle (°)	10
Beam angle C90-270 (°)	10



Beam Angle: 10°

h(m) E(lx) D(m)

1 3256 0.18

2 814 0.36

3 362 0.55

4 203 0.73

5 130 0.91

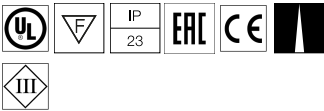
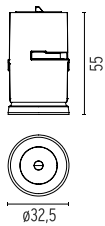
Luminous flux luminaire
184 lm (EXTREME CUT OFF)

Electrical

Voltage (V)	3	Emergency	Without
Current (mA)	900	Insulation class	III
Dimmable	Yes		
Driver	Remote excluded		
Driver type	Non Dimmable, Dimmable 0-10V, Dimmable Casambi, Dimmable DALI 1		

Physical

Color	Gold
Orientation	Fixed
Recessed depth (mm)	75
Weight (kg)	0.05
Spot diameter (mm)	32.5



Light Shadow DOTS - Single Spot Module. Set of 1 Spot



Pre-installation frame. 1L
08.0580.00



Non dimmable continuous current
power supply of 20W, dimmable 0-10V,
220/240V – 50/60Hz
60.9414



Continuous current power supply,
dimmable Casambi 220/240V-50/60Hz,
300mA-16W / 350mA-18,5W / 400mA-
21,5W / 450mA-24W / 500mA-27W /
600mA-32W / 650mA-35W / 700mA-36W
/750/800/900/1000/1050mA – 38W
60.9207



70 mm divider to keep the spacing
between spots when putting together
70 mm modules
08.0586.00



Non dimmable continuous current
power supply of 15-20W, 110/240V –
50/60Hz, with power current selected
through adjustable 350 mA-15W / 500
mA / 550 / 700 / 850 mA / 900 mA – 20W
switch
60.8911