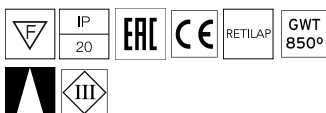
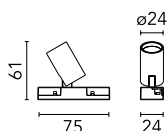


LED Squad Spot

■ 03.3972.14A - Black

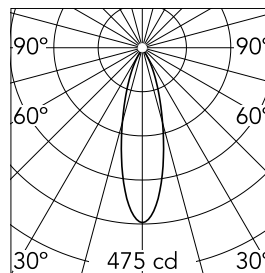
Surface mounted spotlight. Power supply not included. Dimmable.

**Main specifications**

Lamp category	LED	Mountings	Surface
Power (W)	4W	Environment	Indoor dry location
CCT (K)	3000K		
CRI	80		
Net lumen (lm)	157		

Optical

Lighting type	Direct
LED type	Power LED
Light distribution	Symmetric
Optical type	Flood
Beam angle (°)	28
Beam angle C90-270 (°)	28



Beam Angle: 28°

h(m)	E(lx)	D(m)
1	475	0.49
2	119	0.99
3	53	1.48
4	30	1.98
5	19	2.47

Luminous flux luminaire
157 lm**Electrical**

Voltage (V)	24.00	Insulation class	III
Dimmable	Yes		
Driver	Remote excluded		
Driver type	Dimmable		
Emergency	Without		

Physical

Color	Black	Spot diameter (mm)	24
Orientation	Adjustable		
Weight (kg)	0.05		
Tilt (°)	90		
Rotation (°)	360		

Note

Installation cables included: power cable 500 mm, connection cable 60 mm

LED Squad Spot



Dimmable DALI control unit with 1 channel for 24V LED modules. Power supply not included
60.8635



Electronic transformer with constant voltage (24V) for LED. 100/240V. 60W
60.9089



Dimmable 1-10V control unit with 1 channel for 24V LED modules. Max. 120W – 5A
60.8640



Electronic transformer with constant voltage (24V) for LED. 100/240V. 25W
60.8703