

## LED Squad Spot

■ 03.3972.02A - Grey

Surface mounted spotlight. Power supply not included. Dimmable.

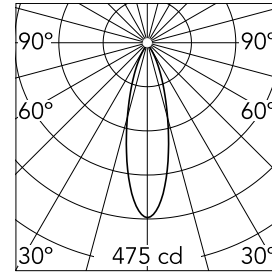


### Main specifications

<b>Lamp category</b>	LED	<b>Mountings</b>	Surface
<b>Power (W)</b>	4W	<b>Environment</b>	Indoor
<b>CCT (K)</b>	3000K		
<b>CRI</b>	80		
<b>Net lumen (lm)</b>	157		

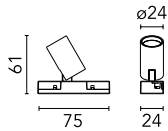
### Optical

<b>Lighting type</b>	Direct
<b>LED type</b>	Power LED
<b>Light distribution</b>	Symmetric
<b>Optical type</b>	Flood
<b>Beam angle (°)</b>	28
<b>Beam angle C90-270 (°)</b>	28



<b>Beam Angle:</b>	28°		
<b>h(m)</b>	<b>E(lx)</b>	<b>D(m)</b>	
1	475	0.49	
2	119	0.99	
3	53	1.48	
4	30	1.98	
5	19	2.47	

Luminous flux luminaire  
157 lm



### Electrical

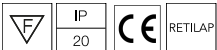
<b>Voltage (V)</b>	24.00	<b>Insulation class</b>	III
<b>Dimmable</b>	Yes		
<b>Driver</b>	Remote		
<b>Driver type</b>	Electronic, Electronic dimmable		
<b>Emergency</b>	Without		

### Physical

<b>Color</b>	Grey	<b>Spot diameter (mm)</b>	24
<b>Orientation</b>	Adjustable		
<b>Weight (kg)</b>	0.05		
<b>Tilt (°)</b>	90		
<b>Rotation (°)</b>	360		

### Note

Installation cables included: power cable 500 mm, connection cable 60 mm



## LED Squad Spot



---

Dimmable DALI control unit with 1 channel for 24V LED modules. Power supply not included  
60.8635



---

Electronic transformer with constant voltage (24V) for LED. 100/240V. 60W  
60.9089



---

Electronic transformer with constant voltage (24V) for LED. 100/240V. 25W  
60.8703



---

Dimmable 1-10V control unit with 1 channel for 24V LED modules. Max. 120W – 5A  
60.8640