

## LED Squad 250 mm

■ 03.3961.ANB - Anodized Black

Direct/indirect lighting wall luminaire with LED. Remote transformer not included. Dimmable.

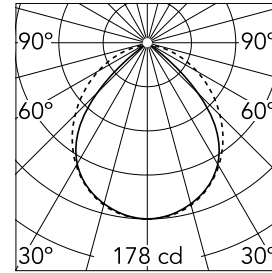


### Main specifications

|                       |       |                    |                     |
|-----------------------|-------|--------------------|---------------------|
| <b>Lamp category</b>  | LED   | <b>Mountings</b>   | Surface             |
| <b>Power (W)</b>      | 6.3W  | <b>Environment</b> | Indoor dry location |
| <b>CCT (K)</b>        | 3000K |                    |                     |
| <b>CRI</b>            | 90    |                    |                     |
| <b>Net lumen (lm)</b> | 386   |                    |                     |

### Optical

|                               |                  |
|-------------------------------|------------------|
| <b>Lighting type</b>          | Indirect, Direct |
| <b>LED type</b>               | Top LED          |
| <b>Light distribution</b>     | Symmetric        |
| <b>Optical type</b>           | Diffused light   |
| <b>Beam angle (°)</b>         | 86               |
| <b>Beam angle C90-270 (°)</b> | 99               |



Beam Angle: 86°

| h(m) | E(lx) | D(m) |
|------|-------|------|
| 1    | 178   | 1.88 |
| 2    | 45    | 3.76 |
| 3    | 20    | 5.64 |
| 4    | 11    | 7.52 |
| 5    | 7     | 9.40 |

Luminous flux luminaire  
386 lm



### Electrical

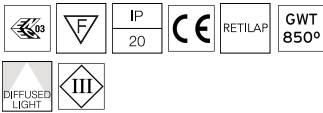
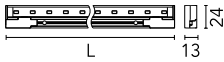
|                    |                 |                         |     |
|--------------------|-----------------|-------------------------|-----|
| <b>Voltage (V)</b> | 24.00           | <b>Insulation class</b> | III |
| <b>Dimmable</b>    | Yes             |                         |     |
| <b>Driver</b>      | Remote excluded |                         |     |
| <b>Driver type</b> | Dimmable        |                         |     |
| <b>Emergency</b>   | Without         |                         |     |

### Physical

|                    |                |
|--------------------|----------------|
| <b>Color</b>       | Anodized Black |
| <b>Orientation</b> | Fixed          |
| <b>Weight (kg)</b> | 0.09           |
| <b>Length (mm)</b> | 250            |

### Note

14 LEDs. Installation cables included: power cable 500 mm, connection cable 60 mm



## LED Squad 250 mm



---

Dimmable 1-10V control unit with 1 channel for 24V LED modules. Max. 120W – 5A  
60.8640



---

Dimmable DALI control unit with 1 channel for 24V LED modules. Power supply not included  
60.8635



---

Electronic transformer with constant voltage (24V) for LED. 100/240V. 60W  
60.9089



---

Electronic transformer with constant voltage (24V) for LED. 100/240V. 25W  
60.8703