

LED Squad 250 mm

■ 03.3961.29B - Anodized Aluminium

Direct/indirect lighting wall luminaire with LED. Remote transformer not included. Dimmable.

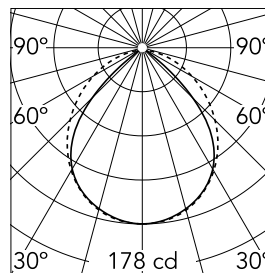


Main specifications

Lamp category	LED	Mountings	Surface
Power (W)	6.3W	Environment	Indoor dry location
CCT (K)	3000K		
CRI	90		
Net lumen (lm)	386		

Optical

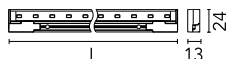
Lighting type	Indirect, Direct
LED type	Top LED
Light distribution	Symmetric
Optical type	Diffused light
Beam angle (°)	86
Beam angle C90-270 (°)	99



Beam Angle: 86°

h(m)	E(lx)	D(m)
1	178	1.88
2	45	3.76
3	20	5.64
4	11	7.52
5	7	9.40

Luminous flux luminaire
386 lm



Electrical

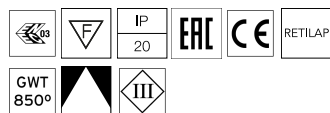
Voltage (V)	24.00	Insulation class	III
Dimmable	Yes		
Driver	Remote excluded		
Driver type	Dimmable		
Emergency	Without		

Physical

Color	Anodized Aluminium
Orientation	Fixed
Weight (kg)	0.09
Length (mm)	250

Note

14 LEDs. Installation cables included: power cable 500 mm, connection cable 60 mm



LED Squad 250 mm



Electronic transformer with constant voltage (24V) for LED. 100/240V. 25W
60.8703

Dimmable DALI control unit with 1 channel for 24V LED modules. Power supply not included
60.8635

Electronic transformer with constant voltage (24V) for LED. 100/240V. 60W
60.9089



Dimmable 1-10V control unit with 1 channel for 24V LED modules. Max. 120W – 5A
60.8640