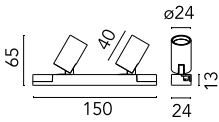


LED Squad 2 Spot

■ 03.3976.02A - Grey

Surface mounted spotlight. Power supply not included. Dimmable.

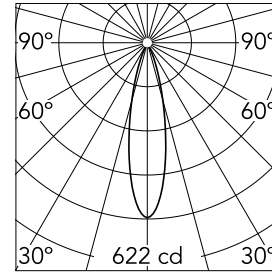


Main specifications

Number of heads	2	Environment	Indoor
Lamp category	LED		
Power (W)	6W		
Net lumen (lm)	152		
Mountings	Surface		

Optical

Lighting type	Direct
LED type	Power LED
Light distribution	Symmetric
Optical type	Medium
Beam angle (°)	24
Beam angle C90-270 (°)	24



Beam Angle:	24°		
h(m)	E(lx)	D(m)	
1	622	0.43	
2	156	0.85	
3	69	1.28	
4	39	1.71	
5	25	2.13	

Luminous flux luminaire
152 lm

Electrical

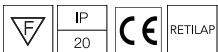
Voltage (V)	24.00	Insulation class	III
Dimmable	No		
Driver	Remote		
Driver type	Electronic		
Emergency	Without		

Physical

Color	Grey	Spot diameter (mm)	24
Orientation	Adjustable		
Weight (kg)	0.15		
Tilt (°)	90		
Rotation (°)	360		

Note

Installation cables included: power cable 500 mm, connection cable 60 mm



LED Squad 2 Spot



Electronic transformer with constant voltage (24V) for LED. 100/240V. 60W
60.9089

Electronic transformer with constant voltage (24V) for LED. 100/240V. 25W
60.8703