

LED Squad 2 Spot

■ 03.3975.14A - Black

Surface mounted spotlight. Power supply not included. Dimmable.

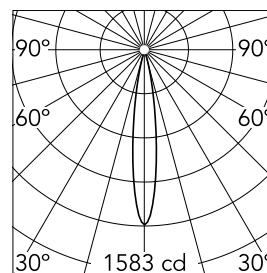


Main specifications

Lamp category	LED	Mountings	Surface
Power (W)	6W	Environment	Indoor dry location
CCT (K)	3000K		
CRI	80		
Net lumen (lm)	322		

Optical

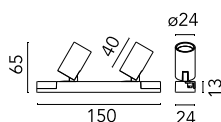
Lighting type	Direct
LED type	Power LED
Light distribution	Symmetric
Optical type	Spot
Beam angle (°)	15
Beam angle C90-270 (°)	15



Beam Angle: 15°

h(m)	E(lx)	D(m)
1	1583	0.27
2	396	0.54
3	176	0.81
4	99	1.08
5	63	1.35

Luminous flux luminaire
161 lm



Electrical

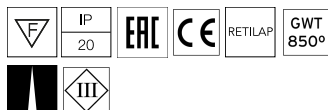
Voltage (V)	24.00	Insulation class	III
Dimmable	No		
Driver	Remote excluded		
Driver type	Non Dimmable		
Emergency	Without		

Physical

Color	Black	Spot diameter (mm)	24
Orientation	Adjustable		
Weight (kg)	0.15		
Tilt (°)	90		
Rotation (°)	360		

Note

Installation cables included: power cable 500 mm, connection cable 60 mm



LED Squad 2 Spot



Electronic transformer with constant
voltage (24V) for LED. 100/240V. 25W
60.8703



Electronic transformer with constant
voltage (24V) for LED. 100/240V. 60W
60.9089