

LED Squad 1000 mm■ **03.3963.29B - Anodized Aluminium**

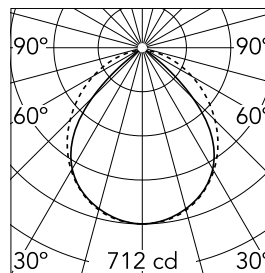
Direct/indirect lighting wall luminaire with LED. Remote transformer not included. Dimmable.

**Main specifications**

Lamp category	LED	Mountings	Surface
Power (W)	25W	Environment	Indoor dry location
CCT (K)	3000K		
CRI	90		
Net lumen (lm)	1543		

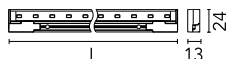
Optical

Lighting type	Indirect, Direct
LED type	Top LED
Light distribution	Symmetric
Optical type	Diffused light
Beam angle (°)	86
Beam angle C90-270 (°)	99



Beam Angle: 86°

h(m)	E(lx)	D(m)
1	712	1.88
2	178	3.76
3	79	5.64
4	45	7.52
5	28	9.40

Luminous flux luminaire
1543 lm**Electrical**

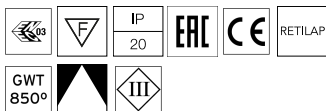
Voltage (V)	24.00	Insulation class	III
Dimmable	Yes		
Driver	Remote excluded		
Driver type	Dimmable		
Emergency	Without		

Physical

Color	Anodized Aluminium
Orientation	Fixed
Weight (kg)	0.36
Length (mm)	1000

Note

56 LEDs. Installation cables included: power cable 500 mm, connection cable 60 mm



LED Squad 1000 mm



Dimmable DALI control unit with 1 channel for 24V LED modules. Power supply not included
60.8635



Electronic transformer with constant voltage (24V) for LED. 100/240V. 60W
60.9089



Electronic transformer with constant voltage (24V) for LED. 100/240V. 25W
60.8703



Dimmable 1-10V control unit with 1 channel for 24V LED modules. Max. 120W – 5A
60.8640