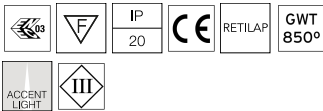
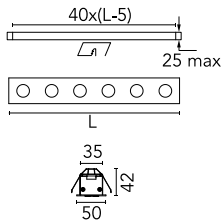


## LED Curtain 900 mm

03.3923.30C - White

Recessed luminaire for direct lighting with LED. Elliptical lens 12°x52° incorporated. Remote transformer not included

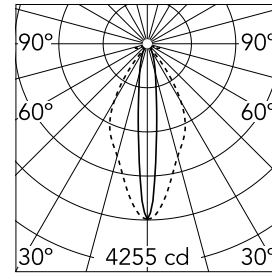


### Main specifications

<b>Lamp category</b>	LED	<b>Mountings</b>	Ceiling recessed
<b>Power (W)</b>	26W	<b>Environment</b>	Indoor dry location
<b>CCT (K)</b>	4000K		
<b>CRI</b>	90		
<b>Net lumen (lm)</b>	1510		

### Optical

<b>Lighting type</b>	Direct
<b>LED type</b>	Power LED
<b>Light distribution</b>	Symmetric
<b>Optical type</b>	Accent light
<b>Beam angle (°)</b>	12
<b>Beam angle C90-270 (°)</b>	52



<b>Beam Angle:</b>	12°	
<b>h(m)</b>	<b>E(lx)</b>	<b>D(m)</b>
1	4255	0.21
2	1064	0.42
3	473	0.63
4	266	0.84
5	170	1.06

Luminous flux luminaire  
1510 lm

### Electrical

<b>Frequency (Hz)</b>	50/60	<b>Emergency</b>	Without
<b>Voltage (V)</b>	24.00	<b>Insulation class</b>	III
<b>Dimmable</b>	No		
<b>Driver</b>	Remote excluded		
<b>Driver type</b>	Non Dimmable, Dimmable 1-10V, Dimmable DALI 1		

### Physical

<b>Color</b>	White
<b>Orientation</b>	Fixed
<b>Weight (kg)</b>	1.80
<b>Length (mm)</b>	900

### Note

18 LEDs.

## LED Curtain 900 mm



Dimmable 1-10V control unit with 1 channel for 24V LED modules. Max. 120W – 5A  
60.8640



Electronic transformer with constant voltage (24V) for LED. 100/240V. 60W  
60.9089



Connection cable L: 100 mm  
06.1032.00



Electronic transformer with constant voltage (24V) for LED. 100/240V. 120W  
60.9407



Connection cable L: 500 mm  
06.1033.00




Electronic transformer with constant voltage (24V) for LED. 100/240V. 25W  
60.8703



Electronic transformer with constant voltage (24V) for LED. 60W. 100/240V. For independent use  
60.8515



Dimmable DALI control unit with 3 channel for 24V LED modules. Power supply not included. Max. 120W – 5A.  
60.8407



Power cable L: 500 mm  
06.1034.00