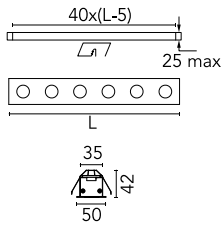


LED Curtain 150 mm

03.3900.30C - White

Recessed luminaire for direct lighting with LED. Elliptical lens 12°x48° incorporated. Remote transformer not included

Recessed luminaire for direct lighting with LED. Elliptical lens 12°x48° incorporated. Remote transformer not included

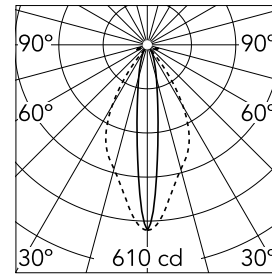


Main specifications

Lamp category	LED	Mountings	Ceiling recessed
Power (W)	4.4W	Environment	Indoor
CCT (K)	3000K		
CRI	90		
Net lumen (lm)	227		

Optical

Lighting type	Direct
LED type	Power LED
Light distribution	Symmetric
Optical type	Accent light
Beam angle (°)	13
Beam angle C90-270 (°)	53



Beam Angle:	53°		
h(m)	E(lx)	D(m)	
1	610	0.23	
2	153	0.46	
3	68	0.69	
4	38	0.92	
5	24	1.15	

Luminous flux luminaire
227 lm

Electrical

Frequency (Hz)	50/60	Emergency	Without
Voltage (V)	24.00	Insulation class	III
Dimmable	No		
Driver	Remote		
Driver type	Electronic		

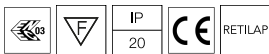
Physical

Color	White
Orientation	Fixed
Weight (kg)	0.30
Length (mm)	150

Note

3 LEDs.


Certification / Marking



LED Curtain 150 mm



Electronic transformer with constant voltage (24V) for LED. 100/240V. 25W
60.8703



Electronic Transformer 60W
60.8496



Electronic Transformer 100W
60.8497



Connection cable L: 100 mm
06.1032.00



Connection cable L: 500 mm
06.1033.00



Power cable L: 500 mm
06.1034.00



Electronic Transformer 60W
60.8515