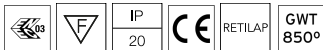
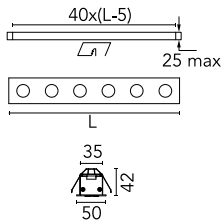


LED Curtain 1200 mm

03.3904.30C - White

Recessed luminaire for direct lighting with LED. Elliptical lens 12°x52° incorporated. Remote transformer not included

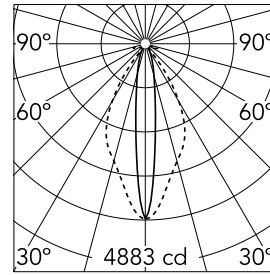


Main specifications

Lamp category	LED	Mountings	Ceiling recessed
Power (W)	34.7W	Environment	Indoor dry location
CCT (K)	3000K		
CRI	90		
Net lumen (lm)	1813		

Optical

Lighting type	Direct
LED type	Power LED
Light distribution	Symmetric
Optical type	Accent light
Beam angle (°)	12
Beam angle C90-270 (°)	52



Beam Angle:	12°		
h(m)	E(lx)	D(m)	
1	4883	0.23	
2	1221	0.46	
3	543	0.69	
4	305	0.92	
5	195	1.15	

Luminous flux luminaire
1813 lm

Electrical

Frequency (Hz)	50/60	Emergency	Without
Voltage (V)	24.00	Insulation class	III
Dimmable	No		
Driver	Remote excluded		
Driver type	Non Dimmable, Dimmable 1-10V, Dimmable DALI 1		

Physical

Color	White
Orientation	Fixed
Weight (kg)	2.40
Length (mm)	1200

Note

24 LEDs.

LED Curtain 1200 mm




Electronic transformer with constant voltage (24V) for LED. 60W. 100/240V. For independent use
60.8515



Electronic transformer with constant voltage (24V) for LED. 100/240V. 25W
60.8703



Power cable L: 500 mm
06.1034.00



Dimmable DALI control unit with 3 channel for 24V LED modules. Power supply not included. Max. 120W – 5A.
60.8407



Connection cable L: 500 mm
06.1033.00



Electronic transformer with constant voltage (24V) for LED. 100/240V. 120W
60.9407



Electronic transformer with constant voltage (24V) for LED. 100/240V. 60W
60.9089



Dimmable 1-10V control unit with 1 channel for 24V LED modules. Max. 120W – 5A
60.8410



Connection cable L: 100 mm
06.1032.00

