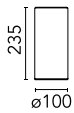


## Kap Surface Ceiling Ø100

■ 03.4523.B3B - Brown/Black

Luminaire for mounting in ceiling with led light source. non-regulable 110/240V, 50-60hz power supply integrated in luminaire body.

Luminaire for mounting in ceiling with led light source. non-regulable 110/240V, 50-60hz power supply integrated in luminaire body.

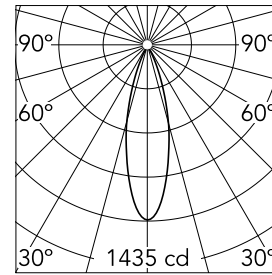


### Main specifications

<b>Number of heads</b>	1	<b>CRI</b>	90
<b>Lamp category</b>	LED	<b>Net lumen (lm)</b>	413
<b>Power (W)</b>	9W	<b>Mountings</b>	Ceiling surface
<b>System power (W)</b>	11W	<b>Environment</b>	Indoor
<b>CCT (K)</b>	3000K		

### Optical

<b>Lighting type</b>	Direct
<b>LED type</b>	Power LED
<b>Light distribution</b>	Symmetric
<b>Optical type</b>	Flood
<b>Beam angle (°)</b>	28
<b>Beam angle C90-270 (°)</b>	28



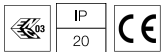
<b>Beam Angle: 28°</b>		
<b>h(m)</b>	<b>E(lx)</b>	<b>D(m)</b>
1	1435	0.51
2	359	1.02
3	159	1.52
4	90	2.03
5	57	2.54

Luminous flux luminaire  
413 lm (EXTREME CUT OFF)

### Electrical

<b>Frequency (Hz)</b>	50/60	<b>Emergency</b>	Without
<b>Voltage (V)</b>	110/240	<b>Insulation class</b>	I
<b>Dimmable</b>	No		
<b>Driver</b>	Integrated		
<b>Driver type</b>	Electronic		

### Certification / Marking



### Physical

<b>Color</b>	Brown/Black
<b>Orientation</b>	Fixed
<b>Weight (kg)</b>	1.50
<b>Spot diameter (mm)</b>	100
<b>Length (mm)</b>	100