


Kap Surface Ceiling Ø100

 03.4523.11B - White/Black

Luminaire for mounting in ceiling with led light source. non-regulable 110/240V, 50-60hz power supply integrated in luminaire body.

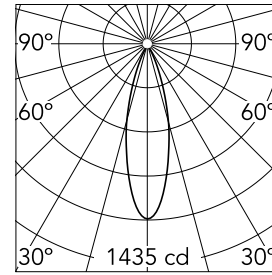


Main specifications

Number of heads	1	CRI	90
Lamp category	LED	Net lumen (lm)	413
Power (W)	9W	Mountings	Ceiling surface
System power (W)	11W	Environment	Indoor
CCT (K)	3000K		

Optical

Lighting type	Direct
LED type	Power LED
Light distribution	Symmetric
Optical type	Flood
Beam angle (°)	28
Beam angle C90-270 (°)	28



Beam Angle: 28°

h(m)	E(lx)	D(m)
1	1435	0.51
2	359	1.02
3	159	1.52
4	90	2.03
5	57	2.54


Luminous flux luminaire
413 lm (EXTREME CUT OFF)

Electrical

Frequency (Hz)	50/60	Emergency	Without
Voltage (V)	110/240	Insulation class	I
Dimmable	No		
Driver	Integrated		
Driver type	Electronic		

Physical

Color	White/Black
Orientation	Fixed
Weight (kg)	1.50
Spot diameter (mm)	100
Length (mm)	100



Certification / Marking

