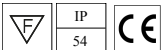
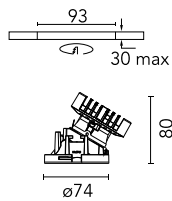


Kap Ø80 Wall-Washer - Dim-To-Warm**03.4188.CU.LE - Copper**

Recessed luminaire with LED light source. 220-240V & dimmable 1-10V power supply included.

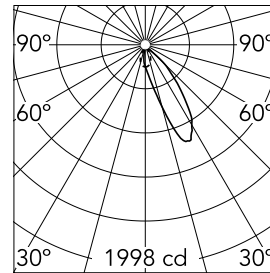
Recessed luminaire with LED light source. 220-240V & dimmable 1-10V power supply included.

**Main specifications**

Number of heads	1	Net lumen (lm)	712
Lamp category	LED	Mountings	Ceiling recessed
Power (W)	13W	Environment	Indoor
CCT (K)	2850K-1800K		
CRI	95		

Optical

Lighting type	Indirect, Direct
LED type	LED array
Light distribution	Asymmetric
Optical type	Wall-washer
Beam angle (°)	27
Beam angle C90-270 (°)	43
Efficiency (lm/W)	54



Beam Angle: 27°

	h(m)	E(lx)	D(m)
1	1998	0.60	
2	500	1.20	
3	222	1.80	
4	125	2.40	
5	80	3.00	

Luminous flux luminaire
712 lm (EXTREME CUT OFF)**Electrical**

Frequency (Hz)	50/60	Driver type	Electronic dimmable 1-10V
Voltage (V)	33.00	Emergency	Without
Current (mA)	300	Insulation class	II
Dimmable	Yes		
Driver	Remote		

Physical

Color	Copper
Orientation	Fixed
Recessed depth (mm)	81
Weight (kg)	0.24
Spot diameter (mm)	74

Note

For 110V PSU versions, please consult with the front office. Diffusing lens included.

Kap Ø80 Wall-Washer - Dim-To-Warm



Installation frame No Trim
08.9102.00