
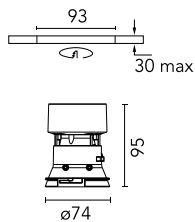


## Kap Ø80 Plus Fixed Optic Flood

05.7453.CU - Copper

Recessed luminaire with LED light source. Power supply not included. Diffusing lens included.

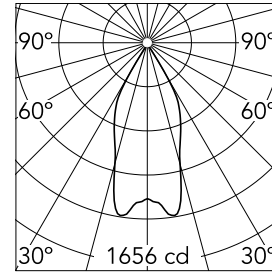


## Main specifications

Number of heads	1	Net lumen (lm)	960
Lamp category	LED	Mountings	Ceiling recessed
Power (W)	13.4W	Environment	Indoor
CCT (K)	2700K		
CRI	90		

## Optical

LED type	LED array
Light distribution	Symmetric Flood
Optical type	Flood
Beam angle (°)	45
Beam angle C90-270 (°)	45
Efficiency (lm/W)	71



Beam Angle: 45°

h(m)	E(lx)	D(m)
1	1656	0.83
2	414	1.66
3	184	2.49
4	103	3.32
5	66	4.14

Luminous flux luminaire  
960 lm (EXTREME CUT OFF)

## Electrical

Voltage (V)	17,8	Emergency	Without
Current (mA)	700	Insulation class	III
Dimmable	Yes		
Driver	Remote		
Driver type	Electronic, Electronic dimmable, Electronic dimmable 1-10V, Electronic dimmable DALI		

## Physical

Color	Copper
Orientation	Fixed
Recessed depth (mm)	150
Weight (kg)	0,241
Spot diameter (mm)	74

# Kap Ø80 Plus Fixed Optic Flood



Installation frame No Trim  
08.9102.00



Non dimmable continuous current  
power supply. 15-30W, 220/240V  
-50/60Hz with power currentselected  
through adjustableswitch.  
60.9592



Continuous current power supply of  
13-20W, 110\*/240V – 50/60Hz with  
power current selected through  
adjustable switch. 1-10V or push  
dimming.  
60.9188



Constant Current Power Supply for  
LED. Dimmable DALI. 10-20W  
60.8847



Continuous current power supply of  
12-20W, 110\*/240V – 50/60Hz with  
power current selected through  
adjustable. Reguable DALI 1 y DALI 2  
60.9222



Continuous current power supply,  
Mains dimming 220/240V – 50/60Hz, 12-  
20W  
60.9467



50/60Hz, 35W – 650mA / 36W – 700 mA.  
60.9207