

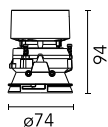
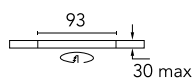



Kap Ø80 Plus Adjustable Optic Medium

 05.7415.GL - Gold

Recessed luminaire with LED light source. Power supply not included. Diffusing lens included.

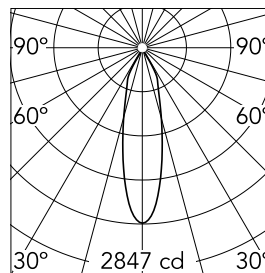


Main specifications

Number of heads	1	Net lumen (lm)	922
Lamp category	LED	Mountings	Ceiling recessed
Power (W)	13.4W	Environment	Indoor
CCT (K)	2700K		
CRI	90		

Optical

Lighting type	Direct
LED type	LED array
Light distribution	Symmetric
Optical type	Medium
Beam angle (°)	26
Beam angle C90-270 (°)	26
Efficiency (lm/W)	68



Beam Angle: 26°

h(m)	E(lx)	D(m)
1	2847	0.46
2	712	0.93
3	316	1.39
4	178	1.85
5	114	2.32

Luminous flux luminaire
922 lm (EXTREME CUT OFF)

Electrical

Voltage (V)	17,8	Emergency	Without
Current (mA)	700	Insulation class	III
Dimmable	Yes		
Driver	Remote		
Driver type	Electronic, Electronic dimmable, Electronic dimmable 1-10V, Electronic dimmable DALI		

Physical

Color	Gold	Rotation (°)	360
Orientation	Adjustable	Spot diameter (mm)	74
Recessed depth (mm)	150		
Weight (kg)	0,241		
Tilt (°)	20		

Kap Ø80 Plus Adjustable Optic Medium



Installation frame No Trim
08.9102.00



Non dimmable continuous current
power supply. 15-30W, 220/240V
-50/60Hz with power currentselected
through adjustableswitch.
60.9592



Continuous current power supply of
13-20W, 110*/240V – 50/60Hz with
power current selected through
adjustable switch. 1-10V or push
dimming.
60.9188



Constant Current Power Supply for
LED. Dimmable DALI. 10-20W
60.8847



Continuous current power supply of
12-20W, 110*/240V – 50/60Hz with
power current selected through
adjustable. Reguable DALI 1 y DALI 2
60.9222



Continuous current power supply,
Mains dimming 220/240V – 50/60Hz, 12-
20W
60.9467



50/60Hz, 35W – 650mA / 36W – 700 mA.
60.9207