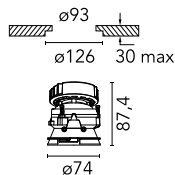


Kap Ø80 Adjustable Optic Flood

03.4540.B1 - White

Recessed luminaire with LED light source. Power supply not included. Diffusing lens included.

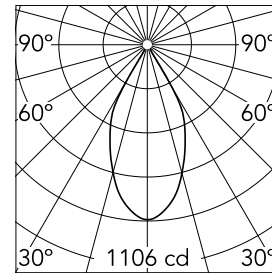


Main specifications

Number of heads	1	Net lumen (lm)	716
Lamp category	LED	Mountings	Ceiling recessed
Power (W)	9.2W	Environment	Indoor
CCT (K)	3000K		
CRI	90		

Optical

Lighting type	Direct
LED type	LED array
Light distribution	Symmetric
Optical type	Flood
Beam angle (°)	50
Beam angle C90-270 (°)	50



Beam Angle:	50°		
	h(m)	E(lx)	D(m)
1	1106	0.94	
2	276	1.89	
3	123	2.83	
4	69	3.77	
5	44	4.71	

Luminous flux luminaire
716 lm (EXTREME CUT OFF)

Electrical

Voltage (V)	18.20	Insulation class	III
Dimmable	Yes		
Driver	Remote		
Driver type	Electronic, Electronic dimmable, Electronic dimmable 1-10V, Electronic dimmable DALI		
Emergency	Without		


Physical

Color	White	Rotation (°)	360
Orientation	Adjustable	Spot diameter (mm)	74
Recessed depth (mm)	91		
Weight (kg)	0.24		
Tilt (°)	20		

Note

Diffusing lens included.

Certification / Marking



Kap Ø80 Adjustable Optic Flood



Installation frame No Trim
08.9102.00



Power supply non dimmable.
Multicurrent 125-500mA; 5,5-22W
60.9160



Continuous current power supply of
13-20W, 110*/240V – 50/60Hz with
power current selected through
adjustable switch. Synchronisation
cables not included.
60.9188



Constant Current Power Supply for
LED. Dimmable DALI. 10-20W
60.8847



Continuous current power supply of
12-20W, 110*/240V – 50/60Hz with
power current selected through
adjustable. Regulable DALI 1 y DALI 2
60.9222



Continuous current power supply,
Mains dimming , 220/240V – 50/60Hz,
10W – 500mA.
60.9411



