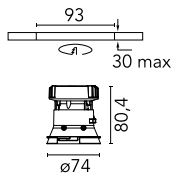


## Kap Ø 80 Fixed Optic Spot - Dim-To-Warm

■ 03.4530.CU.LE - Copper

Recessed luminaire with LED light source. 220-240V & dimmable 1-10V power supply included.

Recessed luminaire with LED light source. 220-240V & dimmable 1-10V power supply included.

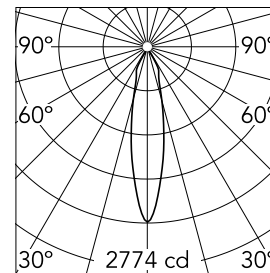


### Main specifications

|                        |             |                       |                     |
|------------------------|-------------|-----------------------|---------------------|
| <b>Number of heads</b> | 1           | <b>Net lumen (lm)</b> | 697                 |
| <b>Lamp category</b>   | LED         | <b>Mountings</b>      | Ceiling recessed    |
| <b>Power (W)</b>       | 13W         | <b>Environment</b>    | Indoor dry location |
| <b>CCT (K)</b>         | 2850K-1800K |                       |                     |
| <b>CRI</b>             | 95          |                       |                     |

### Optical

|                               |           |
|-------------------------------|-----------|
| <b>Lighting type</b>          | Direct    |
| <b>LED type</b>               | LED array |
| <b>Light distribution</b>     | Symmetric |
| <b>Optical type</b>           | Spot      |
| <b>Beam angle (°)</b>         | 22        |
| <b>Beam angle C90-270 (°)</b> | 22        |
| <b>Efficiency (lm/W)</b>      | 53        |



|                    |             |              |             |
|--------------------|-------------|--------------|-------------|
| <b>Beam Angle:</b> | 22°         |              |             |
|                    | <b>h(m)</b> | <b>E(lx)</b> | <b>D(m)</b> |
| 1                  | 2774        | 0.38         |             |
| 2                  | 693         | 0.76         |             |
| 3                  | 308         | 1.14         |             |
| 4                  | 173         | 1.53         |             |
| 5                  | 111         | 1.91         |             |

Luminous flux luminaire  
697 lm (EXTREME CUT OFF)

### Electrical

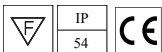
|                       |                 |                         |                |
|-----------------------|-----------------|-------------------------|----------------|
| <b>Frequency (Hz)</b> | 50/60           | <b>Driver type</b>      | Dimmable 1-10V |
| <b>Voltage (V)</b>    | 33.00           | <b>Emergency</b>        | Without        |
| <b>Current (mA)</b>   | 300             | <b>Insulation class</b> | II             |
| <b>Dimmable</b>       | Yes             |                         |                |
| <b>Driver</b>         | Remote included |                         |                |

### Physical

|                            |        |
|----------------------------|--------|
| <b>Color</b>               | Copper |
| <b>Orientation</b>         | Fixed  |
| <b>Recessed depth (mm)</b> | 91     |
| <b>Weight (kg)</b>         | 0.24   |
| <b>Spot diameter (mm)</b>  | 74     |

### Note

For 110V PSU versions, please consult with the front office. Diffusing lens included.



## Kap Ø 80 Fixed Optic Spot - Dim-To-Warm



---

Installation frame No Trim  
08.9102.00