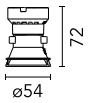
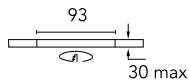


## Kap Ø 50 Fixed Optic Flood

■ 05.7307.GL - Gold

Recessed luminaire with LED light source. Power supply not included. Remote power supply to be installed in an accessible place.

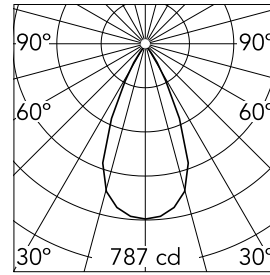


### Main specifications

<b>Number of heads</b>	1	<b>Net lumen (lm)</b>	511
<b>Lamp category</b>	LED	<b>Mountings</b>	Ceiling recessed
<b>Power (W)</b>	7.5W	<b>Environment</b>	Indoor dry location
<b>CCT (K)</b>	3000K		
<b>CRI</b>	90		

### Optical

<b>Lighting type</b>	Direct
<b>LED type</b>	LED array
<b>Light distribution</b>	Symmetric
<b>Optical type</b>	Flood
<b>Beam angle (°)</b>	49
<b>Beam angle C90-270 (°)</b>	49
<b>Efficiency (lm/W)</b>	59



<b>Beam Angle:</b>	49°	
<b>h(m)</b>	<b>E(lx)</b>	<b>D(m)</b>
1	787	0.90
2	197	1.81
3	87	2.71
4	49	3.61
5	31	4.52

Luminous flux luminaire  
511 lm (EXTREME CUT OFF)

### Electrical

<b>Voltage (V)</b>	35	<b>Emergency</b>	Without
<b>Current (mA)</b>	200	<b>Insulation class</b>	III
<b>Dimmable</b>	Yes		
<b>Driver</b>	Remote excluded		
<b>Driver type</b>	Non Dimmable, Dimmable DALI 2, Dimmable 0-10V, Dimmable Casambi, Dimmable 1-10V, Dimmable DALI 1, Mains Cut Dimming		

### Physical

<b>Color</b>	Gold
<b>Orientation</b>	Fixed
<b>Recessed depth (mm)</b>	100
<b>Weight (kg)</b>	0,136
<b>Spot diameter (mm)</b>	54

### Note

Pre-installation frame. To be ordered separately.

## Kap Ø 50 Fixed Optic Flood



Casambi Controller 220-240V. Remote Installation  
60.9392



Continuous current power supply, dimmable DALI 2, 220/240V – 50/60Hz, 200mA – 20W  
60.9604



Continuous current power supply, 0-10V dimmable, 220/240V – 50/60Hz, 200mA – 20W  
60.9483



Non dimmable continuous current power supply of 220/240V – 50/60Hz with power current selected through adjustable with switch 200 mA – 8,5W / 300 mA – 13W / 350 mA – 15W / 400 mA – 17,5W / 450 mA – 19,5W / 500 mA – 22W  
60.9160



Installation frame No Trim  
08.9114.00



Continuous current power supply. 220/240V – 50/60Hz. Adjustable Current 150 mA – 7,2W / 200 mA – 9,5W / 250 mA – 12W / 300 mA -14,5W / 350 mA -17W/400 mA – 19,5W /450 mA -21,5W /500 mA – 24W. Mains or push dimming  
60.9421