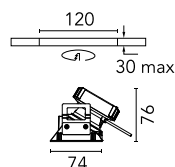


Kap 80 Square Wall-Washer - Dim-To-Warm

03.4190.B1.LE - White

Recessed luminaire with LED light source. 220-240V & dimmable 1-10V power supply included.

Recessed luminaire with LED light source. 220-240V & dimmable 1-10V power supply included.

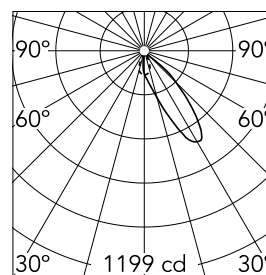


Main specifications

Number of heads	1	CRI	95
Lamp category	LED	Net lumen (lm)	723
Power (W)	13W	Mountings	Ceiling recessed
System power (W)	13	Environment	Indoor dry location
CCT (K)	2850K-1800K		

Optical

Lighting type	Indirect, Direct
LED type	LED array
Light distribution	Asymmetric
Optical type	Wall Washer
	Down
Beam angle (°)	28
Beam angle C90-270 (°)	26
UGRL	22
Efficiency (lm/W)	55



Beam Angle: 28°

	h(m)	E(lx)	D(m)
1	1199	0.68	
2	300	1.37	
3	133	2.05	
4	75	2.74	
5	48	3.42	

Luminous flux luminaire
723 lm (EXTREME CUT OFF)

Electrical

Frequency (Hz)	50/60	Driver type	Dimmable 1-10V
Voltage (V)	33	Emergency	Without
Current (mA)	300	Insulation class	II
Dimmable	Yes		
Driver	Remote included		

Physical


Color	White
Orientation	Fixed
Recessed depth (mm)	81
Weight (kg)	0.24
Lifespan (L70 B10)	L80B50

Note

For 110V PSU versions, please consult with the front office. Diffusing lens included.



Kap 80 Square Wall-Washer - Dim-To-Warm



Installation frame No Trim
08.9103.00