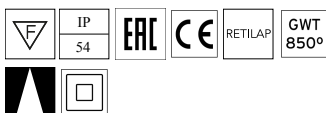
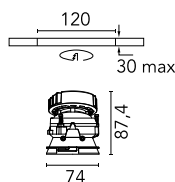


Kap 80 Square Adjustable Optic Flood - Dim-To-Warm

03.4544.B1.LE - White

Recessed luminaire with LED light source. 220-240V & dimmable 1-10V power supply included.

Recessed luminaire with LED light source. 220-240V & dimmable 1-10V power supply included.

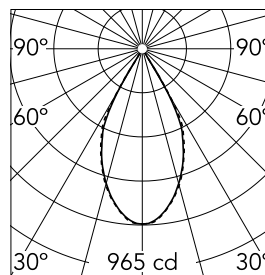


Main specifications

Number of heads	1	CRI	95
Lamp category	LED	Net lumen (lm)	732
Power (W)	13W	Mountings	Ceiling recessed
System power (W)	13	Environment	Indoor dry location
CCT (K)	2850K-1800K		

Optical

Lighting type	Direct
LED type	LED array
Light distribution	Symmetric
Optical type	Flood
Beam angle (°)	53
Beam angle C90-270 (°)	54
UGRL	18
Efficiency (lm/W)	56



Beam Angle: 53°

	h(m)	E(lx)	D(m)
1	965	1.01	
2	241	2.01	
3	107	3.02	
4	60	4.03	
5	39	5.03	

Luminous flux luminaire
732 lm (EXTREME CUT OFF)

Electrical

Frequency (Hz)	50/60	Driver type	Dimmable 1-10V
Voltage (V)	33	Emergency	Without
Current (mA)	300	Insulation class	II
Dimmable	Yes		
Driver	Remote included		


Physical

Color	White	Rotation (°)	360
Orientation	Adjustable	Lifespan (L70 B10)	L80B50
Recessed depth (mm)	93		
Weight (kg)	0.24		
Tilt (°)	20		

Note

For 110V PSU versions, please consult with the front office. Diffusing lens included.

Kap 80 Square Adjustable Optic Flood - Dim-To-Warm



Installation frame No Trim
08.9103.00