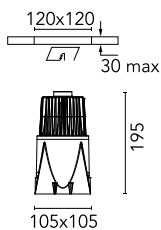


Kap 105 Square

■ 03.4583.74 - Black

Recessed luminaire with LED light source. Remote electronic transformer 220/240V included.

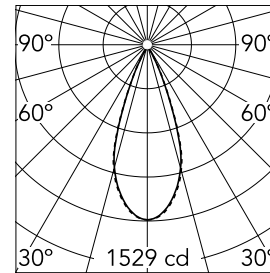


Main specifications

Number of heads	1	Net lumen (lm)	703
Lamp category	LED	Mountings	Ceiling recessed
Power (W)	17W	Environment	Indoor dry location
CCT (K)	2700K		
CRI	90		

Optical

Lighting type	Direct
LED type	LED array
Light distribution	Symmetric
Optical type	Flood
Beam angle (°)	40
Beam angle C90-270 (°)	40
Efficiency (lm/W)	41



Beam Angle:	40°		
h(m)	E(lx)	D(m)	
1	1529	0.72	
2	382	1.44	
3	170	2.16	
4	96	2.88	
5	61	3.60	

Luminous flux luminaire
703 lm (EXTREME CUT OFF)

Electrical

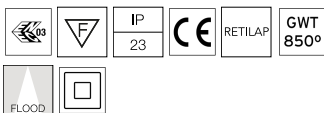
Frequency (Hz)	50/60	Emergency	Without
Voltage (V)	28.10	Insulation class	II
Dimmable	No		
Driver	Remote included		
Driver type	Non Dimmable		

Physical

Color	Black
Orientation	Fixed
Weight (kg)	0.84

Note

Pre-installation frame. To be ordered separately.



Kap 105 Square



Installation frame No Trim
08.8479.00