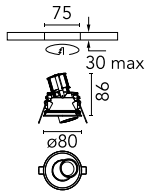


## Johnny ø80 Trim 1L Round

03.0709.40 - White

Recessed luminaire with LED light source. Power supply not included.

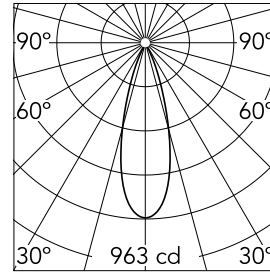


### Main specifications

<b>Number of heads</b>	1	<b>Net lumen (lm)</b>	300
<b>Lamp category</b>	LED	<b>Mountings</b>	Ceiling recessed
<b>Power (W)</b>	6.2W	<b>Environment</b>	Indoor
<b>CCT (K)</b>	2700K		
<b>CRI</b>	90		

### Optical

<b>Lighting type</b>	Direct
<b>LED type</b>	Power LED
<b>Light distribution</b>	Symmetric
<b>Optical type</b>	Flood
<b>Beam angle (°)</b>	31
<b>Beam angle C90-270 (°)</b>	31



Beam Angle: 31°

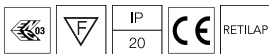
h(m)	E(lx)	D(m)
1	963	0.55
2	241	1.10
3	107	1.65
4	60	2.20
5	39	2.75

Luminous flux luminaire  
300 lm (EXTREME CUT OFF)

### Electrical

<b>Frequency (Hz)</b>	50/60	<b>Emergency</b>	Without
<b>Voltage (V)</b>	12.00	<b>Insulation class</b>	III
<b>Dimmable</b>	Yes		
<b>Driver</b>	Remote		
<b>Driver type</b>	Electronic, Electronic dimmable, Electronic dimmable 1-10V, Electronic dimmable DALI		

### Certification / Marking



### Physical

<b>Color</b>	White
<b>Orientation</b>	Adjustable
<b>Recessed depth (mm)</b>	102
<b>Weight (kg)</b>	0.24
<b>Tilt (°)</b>	20

### Note

Accessories included (honeycomb and screening crosspiece).

## Johnny ø80 Trim 1L Round



---

Continuous current power supply of 13-20W, 110\*/240V – 50/60Hz with power current selected through adjustable switch. Synchronisation cables not included.  
60.9188

---

Constant Current Power Supply for LED. Dimmable DALI. 10-20W  
60.8847

---

Continuous current power supply of 12-20W, 110\*/240V – 50/60Hz with power current selected through adjustable. Regulable DALI 1 y DALI 2  
60.9222



---

Continuous current power supply, Mains dimming , 220/240V – 50/60Hz, 10W – 500mA.  
60.9411

---

Continuous current power supply, dimmable Casambi, 220/240V – 50/60Hz, 35W – 650mA / 36W – 700 mA.  
60.9207

---

Non dimmable continuous current power supply of 220/240V – 50/60Hz with power current selected through adjustable with switch 200mA – 8,5W / 250mA – 11W / 300mA – 13W / 350mA – 15W / 400mA – 17,5W / 450mA 19,5W / 500mA – 22W.  
60.9160