

## Indirect Light Tube 1500 mm

New

### 03.8412.14 - Black



Diffused indirect LED light module to be installed in the Infra-Structure Episode 2. Safety fixing and locking mechanical elements integrated for a transversal installation between two rods of the profile. The Light Tubes are only fed by one of the ends and do not communicate current through the other end. Each lighting element is completed...

Diffused indirect LED light module to be installed in the Infra-Structure Episode 2. Safety fixing and locking mechanical elements integrated for a transversal installation between two rods of the profile.

The Light Tubes are only fed by one of the ends and do not communicate current through the other end. Each lighting element is completed by a long 4m electrical cable equipped with an output microconnector.

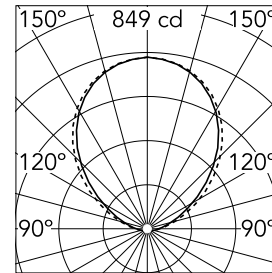


### Main specifications

<b>Number of heads</b>	1	<b>Net lumen (lm)</b>	1984
<b>Lamp category</b>	LED	<b>Mountings</b>	Ceiling surface
<b>Power (W)</b>	32.5W	<b>Environment</b>	Indoor dry location
<b>CCT (K)</b>	2700K		
<b>CRI</b>	90		

### Optical


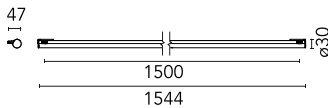
<b>Lighting type</b>	Indirect
<b>LED type</b>	Top LED
<b>Light distribution</b>	Symmetric
<b>Optical type</b>	Diffused light
<b>Beam angle ind (°)</b>	99
<b>Beam angle ind C90-270 (°)</b>	93



Beam Angle: 93°

h(m)	E(lx)	D(m)
1	849	2.12
2	212	4.25
3	94	6.37
4	53	8.50
5	34	10.62

Luminous flux luminaire  
1984 lm



### Electrical

<b>Dimmable</b>	Yes
<b>Driver</b>	Remote excluded
<b>Emergency</b>	Without
<b>Insulation class</b>	III

### Physical

<b>Color</b>	Black
<b>Orientation</b>	Fixed
<b>Length (mm)</b>	1500

# Indirect Light Tube 1500 mm



DALI 12-48V Dimmer  
60.9678

LED power supply source for remote  
installation, 48V/120W. 220/240 Vac  
60.9170

Casambi Controller 220-240V. Remote  
Installation  
60.9392



LED Power Supply Source for remote  
installation. 48V/320W. 100/240 Vac  
60.8919

0/1-10V & Push 12-48V Dimmer  
60.9395

LED Power Supply Source for remote  
installation. 48V. 100Vac (150W)-240Vac  
(200W)  
60.9607