



## In-Finity 70 Suspension Up & Down 3000K General Lighting

■ N70U143G30B - White

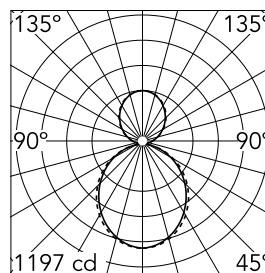
LED modular system for suspended installation, including LED luminaires, aluminum installation profile, and diffusers. Drivers included in lighting modules for 220-240V connection to mains or to other lighting modules. Suspension kit included.

### Main specifications

Number of heads	1	Net lumen (lm)	4776
Lamp category	LED	Mountings	Suspension
Power (W)	35.9W/m	Environment	Indoor dry location
CCT (K)	3000K		
CRI	80		

### Optical



Lighting type	Indirect, Direct
LED type	Top LED
Light distribution	Symmetric
Optical type	Diffused light
Beam angle (°)	102
Beam angle C90-270 (°)	106



Luminous flux luminaire  
4776 lm

Beam Angle DIR: 102°

h(m)	E(lx)	D(m)
1	1197	2.45
2	299	4.90
3	133	7.34
4	75	9.79
5	48	12.24



L  
130  
69  
73

### Electrical

Frequency (Hz)	50/60	Insulation class	I
Dimmable	No		
Driver	Integrated		
Driver type	Non Dimmable		
Emergency	Without		

### Physical

Color	White
Orientation	Fixed
Weight (kg)	6.60
Length (mm)	1405

### Note

Opal Diffuser: Diffuse, glare free and uniform lighting throughout the room. / Emergency: Emergency Module available in all versions, length 1405 mm. In normal use, it uses the same power consumption as the standard In-Finity. In emergency use, it emits 10% of normal use during 3 hours. Endcaps: must be ordered separately. Consult Flos Architectural team for a configuration without end caps.



## In-Finity 70 Suspension Up & Down 3000K General Lighting



5

Metal cover. Suspension Up & Down.  
70 mm  
08.9057.06



5

Metal cover. Suspension Up & Down.  
70 mm (Colour Black)  
08.9057.NS



500 mm opal diffuser. Diffuse, glare  
free and uniform lighting throughout  
the room  
08.0110.00



Power supply rose  
08.0031.00



Suspension kit  
08.0030



5

Metal cover. Suspension Up & Down.  
70 mm (Colour Anodized Grey)  
08.9057.02



5

Metal cover. Suspension Up & Down.  
70 mm (Colour White)  
08.9057.40