

In-Finity 70 Suspension Down Flat Corner 4000K General Lighting

■ **N70DFC4G14B - Black**

LED modular system for suspended installation, including LED luminaires, aluminum installation profile, and diffusers. Drivers included in lighting modules for 220-240V connection to mains or to other lighting modules. Suspension kit not included.

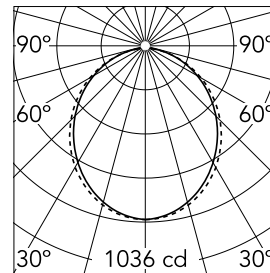


Main specifications

Number of heads	1	Net lumen (lm)	2733
Lamp category	LED	Mountings	Suspension
Power (W)	23.1W/m	Environment	Indoor dry location
CCT (K)	4000K		
CRI	80		

Optical

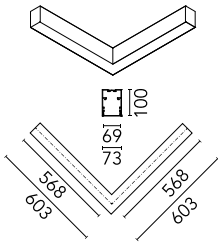
Lighting type	Direct
LED type	Top LED
Light distribution	Symmetric
Optical type	Diffused light
Beam angle (°)	102
Beam angle C90-270 (°)	106



Beam Angle: 102°

h(m)	E(lx)	D(m)
1	1036	2.45
2	259	4.90
3	115	7.34
4	65	9.79
5	41	12.24

Luminous flux luminaire
2733 lm



Electrical


Frequency (Hz)	50/60	Insulation class	I
Dimmable	No		
Driver	Integrated		
Driver type	Non Dimmable		
Emergency	Without		

Physical

Color	Black
Orientation	Fixed
Weight (kg)	4.10

Note

Opal Diffuser: Diffuse, glare free and uniform lighting throughout the room. / Emergency: Emergency Module available in all versions, length 1405 mm. In normal use, it uses the same power consumption as the standard In-Finity. In emergency use, it emits 10% of normal use during 3 hours. Endcaps: must be ordered separately. Consult Flos Architectural team for a configuration without end caps.



In-Finity 70 Suspension Down Flat Corner 4000K General Lighting



Metal cover. Surface / Suspension
Down. 70 mm
08.9052.06



Suspension kit
08.0030



Metal End Cap. Recessed No Trim /
Surface / Suspension Down. 70 mm
(Colour White)
08.9052.40



500 mm opal diffuser. Diffuse, glare
free and uniform lighting throughout
the room
08.0110.00



Power supply rose
08.0031.00



Metal End Cap. Recessed No Trim /
Surface / Suspension Down. 70 mm
(Colour Anodized Grey)
08.9052.02



Metal End Cap. Recessed No Trim /
Surface / Suspension Down. 70 mm
(Colour Black)

