



In-Finity 70 Suspension Down Flat Corner 3000K General Lighting

■ N70DFC3G30B - White

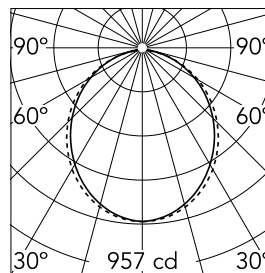
LED modular system for suspended installation, including LED luminaires, aluminum installation profile, and diffusers. Drivers included in lighting modules for 220-240V connection to mains or to other lighting modules. Suspension kit not included.

Main specifications

Number of heads	1	Net lumen (lm)	2524
Lamp category	LED	Mountings	Suspension
Power (W)	23.1W/m	Environment	Indoor dry location
CCT (K)	3000K		
CRI	80		

Optical

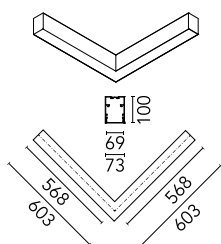

Lighting type	Direct
LED type	Top LED
Light distribution	Symmetric
Optical type	Diffused light
Beam angle (°)	102
Beam angle C90-270 (°)	106



Beam Angle: 102°

h(m)	E(lx)	D(m)
1	957	2.45
2	239	4.90
3	106	7.34
4	60	9.79
5	38	12.24

Luminous flux luminaire
2524 lm



Electrical

Frequency (Hz)	50/60	Insulation class	I
Dimmable	No		
Driver	Integrated		
Driver type	Non Dimmable		
Emergency	Without		

Physical

Color	White
Orientation	Fixed
Weight (kg)	4.10

Note

Opal Diffuser: Diffuse, glare free and uniform lighting throughout the room. / Emergency: Emergency Module available in all versions, length 1405 mm. In normal use, it uses the same power consumption as the standard In-Finity. In emergency use, it emits 10% of normal use during 3 hours. Endcaps: must be ordered separately. Consult Flos Architectural team for a configuration without end caps.



In-Finity 70 Suspension Down Flat Corner 3000K General Lighting



Metal cover. Surface / Suspension
Down. 70 mm
08.9052.06



500 mm opal diffuser. Diffuse, glare
free and uniform lighting throughout
the room
08.0110.00



Metal End Cap. Recessed No Trim /
Surface / Suspension Down. 70 mm
(Colour White)
08.9052.40



Metal End Cap. Recessed No Trim /
Surface / Suspension Down. 70 mm
(Colour Anodized Grey)
08.9052.02



Metal End Cap. Recessed No Trim /
Surface / Suspension Down. 70 mm
(Colour Black)
08.9052.NS



Suspension kit
08.0030



Power supply rose
08.0031.00