



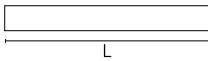
In-Finity 70 Suspension Down 4000K General Lighting

■ N70D114G02B - Anodized Grey

LED modular system for suspended installation, including LED luminaires, aluminum installation profile, and diffusers. Drivers included in lighting modules for 220-240V connection to mains or to other lighting modules. Suspension kit not included.

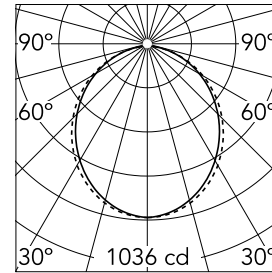
Main specifications

Lamp category	LED	Mountings	Suspension
Power (W)	23.1W/m	Environment	Indoor dry location
CCT (K)	4000K		
CRI	80		
Net lumen (lm)	2733		



Optical

Lighting type	Direct
LED type	Top LED
Light distribution	Symmetric
Optical type	Diffused light
Beam angle (°)	102
Beam angle C90-270 (°)	106



Beam Angle: 102°

h(m)	E(lx)	D(m)
1	1036	2.45
2	259	4.90
3	115	7.34
4	65	9.79
5	41	12.24

Luminous flux luminaire
2733 lm

Electrical

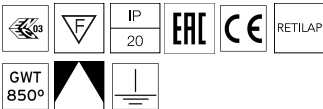
Frequency (Hz)	50/60	Insulation class	I
Dimmable	No		
Driver	Integrated		
Driver type	Non Dimmable		
Emergency	Without		

Physical

Color	Anodized Grey
Orientation	Fixed
Weight (kg)	5
Length (mm)	1125

Note

Opal Diffuser: Diffuse, glare free and uniform lighting throughout the room. / Emergency: Emergency Module available in all versions, length 1405 mm. In normal use, it uses the same power consumption as the standard In-Finity. In emergency use, it emits 10% of normal use during 3 hours. Endcaps: must be ordered separately. Consult Flos Architectural team for a configuration without end caps.



In-Finity 70 Suspension Down 4000K General Lighting



5

Metal End Cap. Recessed No Trim / Surface / Suspension Down. 70 mm (Colour Anodized Grey)
08.9052.02



5

Metal End Cap. Recessed No Trim / Surface / Suspension Down. 70 mm (Colour Black)
08.9052.NS



Suspension kit
08.0030



500 mm opal diffuser. Diffuse, glare free and uniform lighting throughout the room
08.0110.00



5

Metal cover. Surface / Suspension Down. 70 mm
08.9052.06



5

Metal End Cap. Recessed No Trim / Surface / Suspension Down. 70 mm (Colour White)
08.9052.40



Power supply rose
08.0031.00