

In-Finity 70 Surface Emergency 3000K General Lighting

■ N70SEM3G30B - White

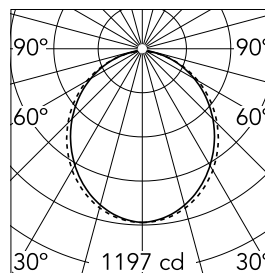
LED modular system for surface installation, including LED luminaires, aluminum installation profile, and diffusers. Drivers included in lighting modules for 220-240V connection to mains or to other lighting modules.

Main specifications

Lamp category	LED	Mountings	Surface
Power (W)	23.1W/m	Environment	Indoor dry location
CCT (K)	3000K		
CRI	80		
Net lumen (lm)	3155		

Optical

Lighting type	Direct
LED type	Top LED
Light distribution	Symmetric
Optical type	Diffused light
Beam angle (°)	102



Beam Angle: 102°

	h(m)	E(lx)	D(m)
1	1197	2.45	
2	299	4.90	
3	133	7.34	
4	75	9.79	
5	48	12.24	

Luminous flux luminaire
3155 lm

Electrical

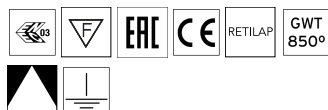
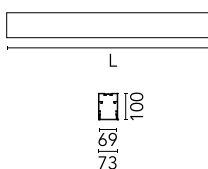

Frequency (Hz)	50/60	Emergency	Without
Voltage (V)	46.50	Insulation class	I
Dimmable	No		
Driver	Integrated		
Driver type	Non Dimmable		

Physical

Color	White
Orientation	Fixed
Weight (kg)	6.60
Length (mm)	1400

Note

Opal Diffuser: Diffuse, glare free and uniform lighting throughout the room. / Emergency: Emergency Module available in all versions, length 1405 mm. In normal use, it uses the same power consumption as the standard In-Finity. In emergency use, it emits 10% of normal use during 3 hours. Endcaps: must be ordered separately. Consult Flos Architectural team for a configuration without end caps.



In-Finity 70 Surface Emergency 3000K General Lighting



Metal cover. Surface / Suspension
Down. 70 mm
08.9052.06



500 mm opal diffuser. Diffuse, glare
free and uniform lighting throughout
the room
08.0110.00



Metal End Cap. Recessed No Trim /
Surface / Suspension Down. 70 mm
(Colour Anodized Grey)
08.9052.02



Metal End Cap. Recessed No Trim /
Surface / Suspension Down. 70 mm
(Colour Black)
08.9052.NS



Metal End Cap. Recessed No Trim /
Surface / Suspension Down. 70 mm
(Colour White)
08.9052.40