

In-Finity 70 Surface 3000K General Lighting

■ N70S083G30B - White

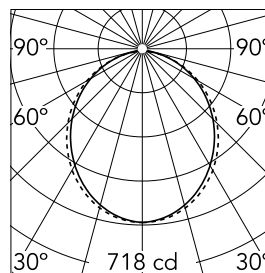
LED modular system for surface installation, including LED luminaires, aluminum installation profile, and diffusers. Drivers included in lighting modules for 220-240V connection to mains or to other lighting modules.

Main specifications

Lamp category	LED	Mountings	Surface
Power (W)	23.1W/m	Environment	Indoor dry location
CCT (K)	3000K		
CRI	80		
Net lumen (lm)	1893		

Optical

Lighting type	Direct
LED type	Top LED
Light distribution	Symmetric
Optical type	Diffused light
Beam angle (°)	102
Beam angle C90-270 (°)	106



Beam Angle: 102°

	h(m)	E(lx)	D(m)
1	718	2.45	
2	179	4.90	
3	80	7.34	
4	45	9.79	
5	29	12.24	

Luminous flux luminaire
1893 lm

Electrical


Frequency (Hz)	50/60	Insulation class	I
Dimmable	No		
Driver	Integrated		
Driver type	Non Dimmable		
Emergency	Without		

Physical

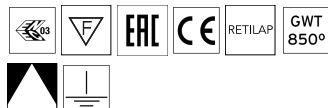
Color	White
Orientation	Fixed
Weight (kg)	4.30
Length (mm)	845

Note

Opal Diffuser: Diffuse, glare free and uniform lighting throughout the room. / Emergency: Emergency Module available in all versions, length 1405 mm. In normal use, it uses the same power consumption as the standard In-Finity. In emergency use, it emits 10% of normal use during 3 hours. Endcaps: must be ordered separately. Consult Flos Architectural team for a configuration without end caps.



108
69
73



In-Finity 70 Surface 3000K General Lighting



5

Metal End Cap. Recessed No Trim / Surface / Suspension Down. 70 mm (Colour White)
08.9052.40



500 mm opal diffuser. Diffuse, glare free and uniform lighting throughout the room
08.0110.00



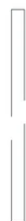
5

Metal End Cap. Recessed No Trim / Surface / Suspension Down. 70 mm (Colour Anodized Grey)
08.9052.02



5

Metal End Cap. Recessed No Trim / Surface / Suspension Down. 70 mm (Colour Black)
08.9052.NS



5

Metal cover. Surface / Suspension Down. 70 mm
08.9052.06