



In-Finity 35 Suspension Up & Down 3000K General Lighting

■ N35U083G30B - White

LED modular system for suspended installation, including LED luminaires, aluminum installation profile, and diffusers. Drivers included in lighting modules for 220-240V connection to mains or to other lighting modules. Suspension kit included.

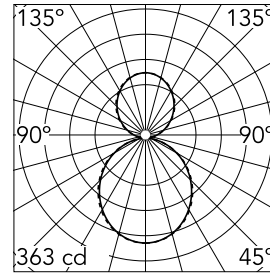
Main specifications

Number of heads	1	Net lumen (lm)	1598
Lamp category	LED	Mountings	Suspension
Power (W)	16.5W	Environment	Indoor dry location
CCT (K)	3000K		
CRI	80		



Optical

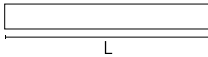
Lighting type	Indirect, Direct
LED type	Top LED
Light distribution	Symmetric
Optical type	Diffused light
Beam angle (°)	110
Beam angle C90-270 (°)	110



Beam Angle DIR: 107°

h(m)	E(lx)	D(m)
1	363	2.63
2	91	5.26
3	40	7.90
4	23	10.53
5	15	13.16

Luminous flux luminaire
1598 lm



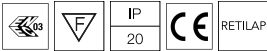
115
35
38

Electrical

Frequency (Hz)	50/60	Emergency	Without
Voltage (V)	220.00	Insulation class	I
Dimmable	No		
Driver	Integrated		
Driver type	Non Dimmable		

Physical

Color	White
Orientation	Fixed
Weight (kg)	1.92
Length (mm)	845



Note

Opal Diffuser: Diffuse, glare free and uniform lighting throughout the room. / Emergency: Emergency Module available in all versions, length 1405 mm. In normal use, it uses the same power consumption as the standard In-Finity. In emergency use, it emits 10% of normal use during 3 hours. Endcaps: must be ordered separately. Consult Flos Architectural team for a configuration without end caps.

In-Finity 35 Suspension Up & Down 3000K General Lighting



500 mm opal diffuser. Diffuse, glare free and uniform lighting throughout the room
08.0109.00



Metal cover. Suspension Up & Down.
35 mm (Colour Black)
08.9056.NS



Power supply rose
08.0031.00



Suspension kit
08.0030



Metal cover. Suspension Up & Down.
35 mm (Colour Anodized Grey)
08.9056.02



Metal cover. Suspension Up & Down.
35 mm
08.9056.06



Metal cover. Suspension Up & Down.
35 mm (Colour White)
08.9056.40