

## In-Finity 35 Suspension Down Flat Corner 4000K General Lighting Dali

■ N35DFC4G30BDA - White

LED modular system for suspended installation, including LED luminaires, aluminum installation profile, and diffusers. Drivers included in lighting modules for 220-240V connection to mains or to other lighting modules. Suspension kit not included.

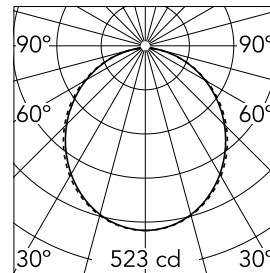
### Main specifications

<b>Number of heads</b>	1	<b>Net lumen (lm)</b>	1424
<b>Lamp category</b>	LED	<b>Mountings</b>	Suspension
<b>Power (W)</b>	22.5W	<b>Environment</b>	Indoor
<b>CCT (K)</b>	4000K		
<b>CRI</b>	80		



### Optical

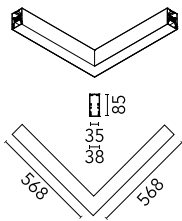
<b>Lighting type</b>	Direct
<b>LED type</b>	Top LED
<b>Light distribution</b>	Symmetric
<b>Optical type</b>	Diffused light
<b>Beam angle (°)</b>	110
<b>Beam angle C90-270 (°)</b>	110



Beam Angle: 107°

h(m)	E(lx)	D(m)
1	523	2.63
2	131	5.26
3	58	7.90
4	33	10.53
5	21	13.16

Luminous flux luminaire  
1424 lm



### Electrical


<b>Frequency (Hz)</b>	50/60	<b>Emergency</b>	Without
<b>Voltage (V)</b>	220.00	<b>Insulation class</b>	I
<b>Dimmable</b>	Yes		
<b>Driver</b>	Integrated		
<b>Driver type</b>	Electronic dimmable DALI		

### Physical

<b>Color</b>	White
<b>Orientation</b>	Fixed
<b>Weight (kg)</b>	3.16
<b>Length (mm)</b>	568

### Note

Opal Diffuser: Diffuse, glare free and uniform lighting throughout the room. / Emergency: Emergency Module available in all versions, length 1405 mm. In normal use, it uses the same power consumption as the standard In-Finity. In emergency use, it emits 10% of normal use during 3 hours. Endcaps: must be ordered separately. Consult Flos Architectural team for a configuration without end caps.



# In-Finity 35 Suspension Down Flat Corner 4000K General Lighting Dali



Metal End Cap. Recessed No Trim / Surface / Suspension Down. 35 mm (Colour White)  
08.9050.40



500 mm opal diffuser. Diffuse, glare free and uniform lighting throughout the room  
08.0109.00



Power supply rose. Dali  
08.0031.00.DA



Metal End Cap. Recessed No Trim / Surface / Suspension Down. 35 mm (Colour Anodized Grey)  
08.9050.02



Suspension kit  
08.0030



Metal End Cap. Recessed No Trim / Surface / Suspension Down. 35 mm (Colour Black)  
08.9050.NS



Metal cover. Surface / Suspension Down. 35 mm  
08.9050.06