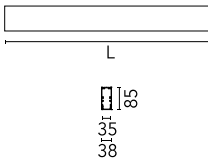


In-Finity 35 Suspension Down Emergency 4000K General Lighting

■ N35DEM4G14B - Black

LED modular system for suspended installation, including LED luminaires, aluminum installation profile, and diffusers. Drivers included in lighting modules for 220-240V connection to mains or to other lighting modules. Suspension kit not included.

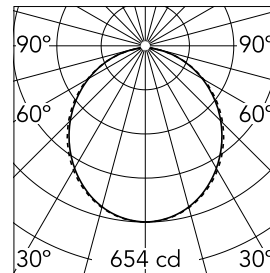


Main specifications

Number of heads	1	Net lumen (lm)	1779
Lamp category	LED	Mountings	Suspension
Power (W)	28W	Environment	Indoor dry location
CCT (K)	4000K		
CRI	80		

Optical

Lighting type	Direct
LED type	Top LED
Light distribution	Symmetric
Optical type	Diffused light
Beam angle (°)	110
Beam angle C90-270 (°)	110



Beam Angle: 106°

h(m)	E(lx)	D(m)
1	654	2.63
2	164	5.26
3	73	7.90
4	41	10.53
5	26	13.16

Luminous flux luminaire
1779 lm

Electrical

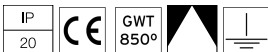
Voltage (V)	220.00	Insulation class	I
Dimmable	No		
Driver	Integrated		
Driver type	Non Dimmable		
Emergency	With		

Physical

Color	Black
Orientation	Fixed
Weight (kg)	3.19
Length (mm)	1405

Note

Opal Diffuser: Diffuse, glare free and uniform lighting throughout the room. / Emergency: Emergency Module available in all versions, length 1405 mm. In normal use, it uses the same power consumption as the standard In-Finity. In emergency use, it emits 10% of normal use during 3 hours. Endcaps: must be ordered separately. Consult Flos Architectural team for a configuration without end caps.



In-Finity 35 Suspension Down Emergency 4000K General Lighting



5

Metal cover. Surface / Suspension Down. 35 mm
08.9050.06



500 mm opal diffuser. Diffuse, glare free and uniform lighting throughout the room
08.0109.00



5

Metal End Cap. Recessed No Trim / Surface / Suspension Down. 35 mm (Colour Anodized Grey)
08.9050.02



5

Metal End Cap. Recessed No Trim / Surface / Suspension Down. 35 mm (Colour White)
08.9050.40



5

Metal End Cap. Recessed No Trim / Surface / Suspension Down. 35 mm (Colour Black)
08.9050.NS



Power supply rose
08.0031.00



Suspension kit
08.0030