



In-Finity 35 Suspension Down 3000K General Lighting

■ N35D053G30B - White

LED modular system for suspended installation, including LED luminaires, aluminum installation profile, and diffusers. Drivers included in lighting modules for 220-240V connection to mains or to other lighting modules. Suspension kit not included.

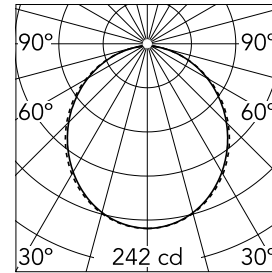
Main specifications

Number of heads	1	Net lumen (lm)	657
Lamp category	LED	Mountings	Suspension
Power (W)	13W	Environment	Indoor dry location
CCT (K)	3000K		
CRI	80		



Optical

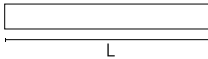
Lighting type	Direct
LED type	Top LED
Light distribution	Symmetric
Optical type	Diffused light
Beam angle (°)	110
Beam angle C90-270 (°)	110



Beam Angle: 107°

h(m)	E(lx)	D(m)
1	242	2.63
2	60	5.26
3	27	7.90
4	15	10.53
5	10	13.16

Luminous flux luminaire
657 lm



85
38
35
31

Electrical

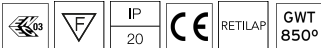
Frequency (Hz)	50/60	Emergency	Without
Voltage (V)	220.00	Insulation class	I
Dimmable	No		
Driver	Integrated		
Driver type	Non Dimmable		

Physical

Color	White
Orientation	Fixed
Weight (kg)	1.28
Length (mm)	565

Note

Opal Diffuser: Diffuse, glare free and uniform lighting throughout the room. / Emergency: Emergency Module available in all versions, length 1405 mm. In normal use, it uses the same power consumption as the standard In-Finity. In emergency use, it emits 10% of normal use during 3 hours. Endcaps: must be ordered separately. Consult Flos Architectural team for a configuration without end caps.



In-Finity 35 Suspension Down 3000K General Lighting



Suspension kit
08.0030



Metal cover. Surface / Suspension
Down. 35 mm
08.9050.06



Metal End Cap. Recessed No Trim /
Surface / Suspension Down. 35 mm
(Colour Black)
08.9050.NS



500 mm opal diffuser. Diffuse, glare
free and uniform lighting throughout
the room
08.0109.00



Metal End Cap. Recessed No Trim /
Surface / Suspension Down. 35 mm
(Colour White)
08.9050.40



Metal End Cap. Recessed No Trim /
Surface / Suspension Down. 35 mm
(Colour Anodized Grey)
08.9050.02



Power supply rose
08.0031.00