

In-Finity 35 Surface Emergency 3000K General Lighting Dali**■ N35SEM3G14BDA - Black**

LED modular system for surface installation, including LED luminaires, aluminum installation profile, and diffusers. Drivers included in lighting modules for 220-240V connection to mains or to other lighting modules.

Main specifications

Number of heads	1	Net lumen (lm)	1643
Lamp category	LED	Mountings	Surface
Power (W)	28W	Environment	Indoor dry location
CCT (K)	3000K		
CRI	80		

Optical

Lighting type	Direct	Beam angle C90-270 (°)	110
LED type	Top LED		
Light distribution	Symmetric		
Optical type	Diffused light		
Beam angle (°)	110		

Electrical

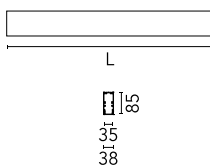


Voltage (V)	220.00	Insulation class	I
Dimmable	Yes		
Driver	Integrated		
Driver type	Dimmable DALI		
	1		
Emergency	With		

Physical

Color	Black
Orientation	Fixed
Weight (kg)	3.19
Length (mm)	1405

Note

Opal Diffuser: Diffuse, glare free and uniform lighting throughout the room. / Emergency: Emergency Module available in all versions, length 1405 mm. In normal use, it uses the same power consumption as the standard In-Finity. In emergency use, it emits 10% of normal use during 3 hours. Endcaps: must be ordered separately. Consult Flos Architectural team for a configuration without end caps.



In-Finity 35 Surface Emergency 3000K General Lighting Dali



Metal cover. Surface / Suspension
Down. 35 mm
08.9050.06



500 mm opal diffuser. Diffuse, glare
free and uniform lighting throughout
the room
08.0109.00



Metal End Cap. Recessed No Trim /
Surface / Suspension Down. 35 mm
(Colour Anodized Grey)
08.9050.02



Metal End Cap. Recessed No Trim /
Surface / Suspension Down. 35 mm
(Colour White)
08.9050.40



Metal End Cap. Recessed No Trim /
Surface / Suspension Down. 35 mm
(Colour Black)
08.9050.NS