



In-Finity 35 Surface Dihedral Corner 4000K General Lighting Dali

■ N35SDC4G02BDA - Anodized Grey

LED modular system for surface installation, including LED luminaires, aluminum installation profile, and diffusers. Drivers included in lighting modules for 220-240V connection to mains or to other lighting modules.

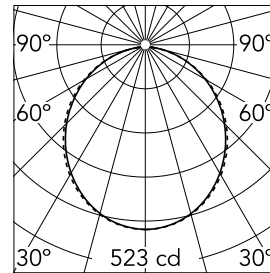
Main specifications

Number of heads	1	Net lumen (lm)	1424
Lamp category	LED	Mountings	Surface
Power (W)	22.5W	Environment	Indoor dry location
CCT (K)	4000K		
CRI	80		



Optical

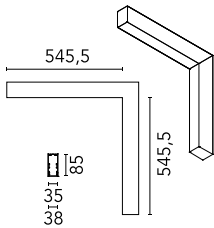
Lighting type	Direct
LED type	Top LED
Light distribution	Symmetric
Optical type	Diffused light
Beam angle (°)	110
Beam angle C90-270 (°)	110



Beam Angle: 107°

	h(m)	E(lx)	D(m)
1	523	2.63	
2	131	5.26	
3	58	7.90	
4	33	10.53	
5	21	13.16	

Luminous flux luminaire
1424 lm



Electrical


Frequency (Hz)	50/60	Emergency	Without
Voltage (V)	220.00	Insulation class	I
Dimmable	Yes		
Driver	Integrated		
Driver type	Dimmable DALI		
	1		

Physical

Color	Anodized Grey
Orientation	Fixed
Weight (kg)	3.16
Length (mm)	546

Note

Opal Diffuser: Diffuse, glare free and uniform lighting throughout the room. / Emergency: Emergency Module available in all versions, length 1405 mm. In normal use, it uses the same power consumption as the standard In-Finity. In emergency use, it emits 10% of normal use during 3 hours. Endcaps: must be ordered separately. Consult Flos Architectural team for a configuration without end caps.



In-Finity 35 Surface Dihedral Corner 4000K General Lighting Dali



5



5

500 mm opal diffuser. Diffuse, glare free and uniform lighting throughout the room
08.0109.00

Metal End Cap. Recessed No Trim / Surface / Suspension Down. 35 mm (Colour Anodized Grey)
08.9050.02

Metal End Cap. Recessed No Trim / Surface / Suspension Down. 35 mm (Colour Black)
08.9050.NS



5



5

Metal cover. Surface / Suspension Down. 35 mm
08.9050.06

Metal End Cap. Recessed No Trim / Surface / Suspension Down. 35 mm (Colour White)
08.9050.40