

## In-Finity 35 Surface 4000K General Lighting

## ■ N35S144G14B - Black

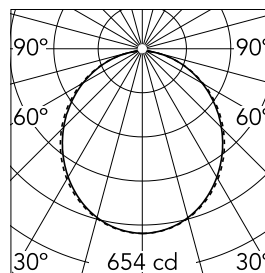
LED modular system for surface installation, including LED luminaires, aluminum installation profile, and diffusers. Drivers included in lighting modules for 220-240V connection to mains or to other lighting modules.

## Main specifications

Number of heads	1	Net lumen (lm)	1779
Lamp category	LED	Mountings	Surface
Power (W)	28W	Environment	Indoor dry location
CCT (K)	4000K		
CRI	80		

## Optical

Lighting type	Direct
LED type	Top LED
Light distribution	Symmetric
Optical type	Diffused light
Beam angle (°)	110
Beam angle C90-270 (°)	110



Beam Angle: 107°

h(m)	E(lx)	D(m)
1	654	2.63
2	164	5.26
3	73	7.90
4	41	10.53
5	26	13.16

Luminous flux luminaire  
1779 lm

## Electrical

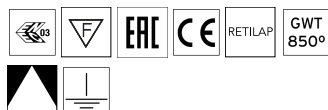
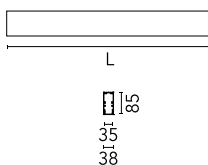


Frequency (Hz)	50/60	Emergency	Without
Voltage (V)	220.00	Insulation class	I
Dimmable	No		
Driver	Integrated		
Driver type	Non Dimmable		

## Physical

Color	Black
Orientation	Fixed
Weight (kg)	3.19
Length (mm)	1405

## Note

Opal Diffuser: Diffuse, glare free and uniform lighting throughout the room. / Emergency: Emergency Module available in all versions, length 1405 mm. In normal use, it uses the same power consumption as the standard In-Finity. In emergency use, it emits 10% of normal use during 3 hours. Endcaps: must be ordered separately. Consult Flos Architectural team for a configuration without end caps.



In-Finity 35 Surface 4000K General Lighting



5

Metal cover. Surface / Suspension  
Down. 35 mm  
08.9050.06



5

Metal End Cap. Recessed No Trim /  
Surface / Suspension Down. 35 mm  
(Colour White)  
08.9050.40



500 mm opal diffuser. Diffuse, glare  
free and uniform lighting throughout  
the room  
08.0109.00



5

Metal End Cap. Recessed No Trim /  
Surface / Suspension Down. 35 mm  
(Colour Anodized Grey)  
08.9050.02



5

Metal End Cap. Recessed No Trim /  
Surface / Suspension Down. 35 mm  
(Colour Black)  
08.9050.NS