

## In-Finity 35 Surface 4000K General Lighting Dali

■ N35S304G30BDA - White

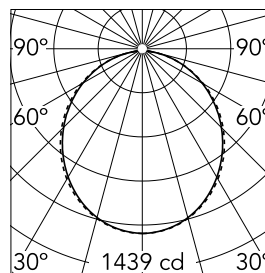
LED modular system for surface installation, including LED luminaires, aluminum installation profile, and diffusers. Drivers included in lighting modules for 220-240V connection to mains or to other lighting modules.

## Main specifications

Number of heads	1	Net lumen (lm)	3915
Lamp category	LED	Mountings	Surface
Power (W)	63.5W	Environment	Indoor dry location
CCT (K)	4000K		
CRI	80		

## Optical

Lighting type	Direct
LED type	Top LED
Light distribution	Symmetric
Optical type	Diffused light
Beam angle (°)	110
Beam angle C90-270 (°)	110



Beam Angle: 107°

h(m) E(lx) D(m)

1 1439 2.63

2 360 5.26

3 160 7.90

4 90 10.53

5 58 13.16

Luminous flux luminaire  
3915 lm

## Electrical

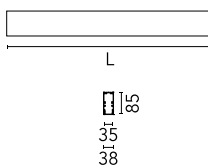

Frequency (Hz)	50/60	Emergency	Without
Voltage (V)	220.00	Insulation class	I
Dimmable	Yes		
Driver	Integrated		
Driver type	Dimmable DALI		
	1		

## Physical

Color	White
Orientation	Fixed
Weight (kg)	7.03
Length (mm)	3095

## Note

Opal Diffuser: Diffuse, glare free and uniform lighting throughout the room. / Emergency: Emergency Module available in all versions, length 1405 mm. In normal use, it uses the same power consumption as the standard In-Finity. In emergency use, it emits 10% of normal use during 3 hours. Endcaps: must be ordered separately. Consult Flos Architectural team for a configuration without end caps.



# In-Finity 35 Surface 4000K General Lighting Dali



5

Metal End Cap. Recessed No Trim / Surface / Suspension Down. 35 mm (Colour Anodized Grey)  
08.9050.02



5

Metal End Cap. Recessed No Trim / Surface / Suspension Down. 35 mm (Colour Black)  
08.9050.NS



500 mm opal diffuser. Diffuse, glare free and uniform lighting throughout the room  
08.0109.00



5

Metal cover. Surface / Suspension Down. 35 mm  
08.9050.06



5

Metal End Cap. Recessed No Trim / Surface / Suspension Down. 35 mm (Colour White)  
08.9050.40