
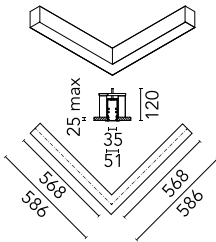


In-Finity 35 Recessed Trim Flat Corner 4000K General Lighting

■ N35TFC4G30B - White

LED modular system for recessed Trim installation, including LED luminaires, aluminum installation profile and diffusers. Drivers included in lighting modules for 220-240V connection to mains or to other lighting modules.

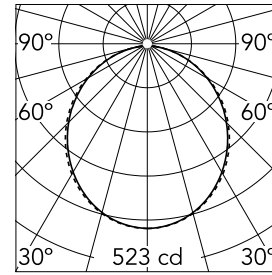


Main specifications

Number of heads	1	Net lumen (lm)	1424
Lamp category	LED	Mountings	Recessed trim
Power (W)	22.5W	Environment	Indoor dry location
CCT (K)	4000K		
CRI	80		

Optical

Lighting type	Direct
LED type	Top LED
Light distribution	Symmetric
Optical type	Diffused light
Beam angle (°)	110
Beam angle C90-270 (°)	110



Beam Angle: 107°

h(m)	E(lx)	D(m)
1	523	2.63
2	131	5.26
3	58	7.90
4	33	10.53
5	21	13.16

Luminous flux luminaire
1424 lm

Electrical

Frequency (Hz)	50/60	Emergency	Without
Voltage (V)	220.00	Insulation class	I
Dimmable	No		
Driver	Integrated		
Driver type	Non Dimmable		

Physical

Color	White	Length (mm)	568
Orientation	Fixed		
Trim	yes		
Recessed depth (mm)	120		
Weight (kg)	3.16		

Note

Opal Diffuser: Diffuse, glare free and uniform lighting throughout the room. / Emergency: Emergency Module available in all versions, length 1405 mm. In normal use, it uses the same power consumption as the standard In-Finity. In emergency use, it emits 10% of normal use during 3 hours. Endcaps: must be ordered separately. Consult Flos Architectural team for a configuration without end caps.

In-Finity 35 Recessed Trim Flat Corner 4000K General Lighting



5



5

Metal cover. Recessed Trim. 35 mm
(Colour White)
08.9051.40

500 mm opal diffuser. Diffuse, glare
free and uniform lighting throughout
the room
08.0109.00

Metal cover. Recessed Trim. 35 mm
(Colour Anodized Grey)
08.9051.02



5

Metal cover. Recessed Trim. 35 mm
(Colour Black)
08.9051.NS