

## In-Finity 35 Recessed Trim 4000K General Lighting

■ N35T164G30B - White

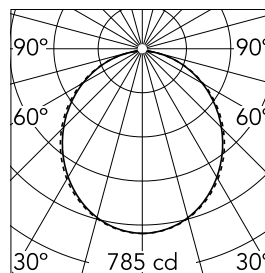
LED modular system for recessed Trim installation, including LED luminaires, aluminum installation profile and diffusers. Drivers included in lighting modules for 220-240V connection to mains or to other lighting modules.

## Main specifications

Number of heads	1	Net lumen (lm)	2135
Lamp category	LED	Mountings	Recessed trim
Power (W)	35.5W	Environment	Indoor dry location
CCT (K)	4000K		
CRI	80		

## Optical

Lighting type	Direct
LED type	Top LED
Light distribution	Symmetric
Optical type	Diffused light
Beam angle (°)	110
Beam angle C90-270 (°)	110



Beam Angle: 107°

h(m)	E(lx)	D(m)
1	785	2.63
2	196	5.26
3	87	7.90
4	49	10.53
5	31	13.16

Luminous flux luminaire  
2135 lm

## Electrical

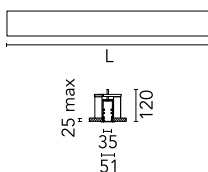

Frequency (Hz)	50/60	Emergency	Without
Voltage (V)	220.00	Insulation class	I
Dimmable	No		
Driver	Integrated		
Driver type	Non Dimmable		

## Physical

Color	White	Length (mm)	1690
Orientation	Fixed		
Trim	yes		
Recessed depth (mm)	120		
Weight (kg)	3.84		

## Note

Opal Diffuser: Diffuse, glare free and uniform lighting throughout the room. / Emergency: Emergency Module available in all versions, length 1405 mm. In normal use, it uses the same power consumption as the standard In-Finity. In emergency use, it emits 10% of normal use during 3 hours. Endcaps: must be ordered separately. Consult Flos Architectural team for a configuration without end caps.



## In-Finity 35 Recessed Trim 4000K General Lighting



5

---

Metal cover. Recessed Trim. 35 mm  
(Colour White)  
08.9051.40



---

500 mm opal diffuser. Diffuse, glare  
free and uniform lighting throughout  
the room  
08.0109.00



5

---

Metal cover. Recessed Trim. 35 mm  
(Colour Anodized Grey)  
08.9051.02



5

---

Metal cover. Recessed Trim. 35 mm  
(Colour Black)  
08.9051.NS