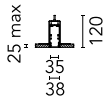
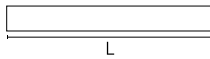


In-Finity 35 Recessed No Trim Emergency 3000K General Lighting

■ N35NEM3G30B - White

LED modular system for recessed No Trim installation, including LED luminaires, aluminum installation profile and diffusers. Drivers included in lighting modules for 220-240V connection to mains or to other lighting modules.

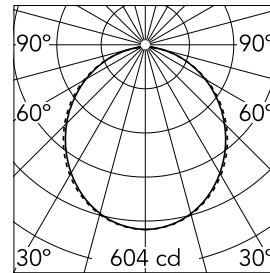


Main specifications

Number of heads	1	Net lumen (lm)	1643
Lamp category	LED	Mountings	Recessed no trim
Power (W)	28W	Environment	Indoor dry location
CCT (K)	3000K		
CRI	80		

Optical

Lighting type	Direct
LED type	Top LED
Light distribution	Symmetric
Optical type	Diffused light
Beam angle (°)	110
Beam angle C90-270 (°)	110



Beam Angle: 107°		
h(m)	E(lx)	D(m)
1	604	2.63
2	151	5.26
3	67	7.90
4	38	10.53
5	24	13.16

Luminous flux luminaire
1643 lm

Electrical

Frequency (Hz)	50/60	Emergency	With
Voltage (V)	220.00	Insulation class	I
Dimmable	No		
Driver	Integrated		
Driver type	Non Dimmable		


Physical

Color	White
Orientation	Fixed
Recessed depth (mm)	120
Weight (kg)	3.19
Length (mm)	1405

Note

Opal Diffuser: Diffuse, glare free and uniform lighting throughout the room. / Emergency: Emergency Module available in all versions, length 1405 mm. In normal use, it uses the same power consumption as the standard In-Finity. In emergency use, it emits 10% of normal use during 3 hours. Endcaps: must be ordered separately. Consult Flos Architectural team for a configuration without end caps.

In-Finity 35 Recessed No Trim Emergency 3000K General Lighting



Metal End Cap. Recessed No Trim /
Surface / Suspension Down. 35 mm
(Colour White)
08.9050.40

500 mm opal diffuser. Diffuse, glare
free and uniform lighting throughout
the room
08.0109.00