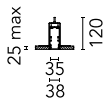
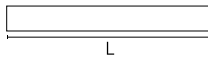


## In-Finity 35 Recessed No Trim 3000K General Lighting

□ N35N253G30B - White

LED modular system for recessed No Trim installation, including LED luminaires, aluminum installation profile and diffusers. Drivers included in lighting modules for 220-240V connection to mains or to other lighting modules.

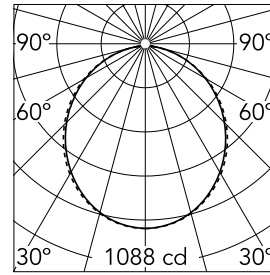


### Main specifications

<b>Number of heads</b>	1	<b>Net lumen (lm)</b>	2958
<b>Lamp category</b>	LED	<b>Mountings</b>	Recessed no trim
<b>Power (W)</b>	50W	<b>Environment</b>	Indoor dry location
<b>CCT (K)</b>	3000K		
<b>CRI</b>	80		

### Optical

<b>Lighting type</b>	Direct
<b>LED type</b>	Top LED
<b>Light distribution</b>	Symmetric
<b>Optical type</b>	Diffused light
<b>Beam angle (°)</b>	110
<b>Beam angle C90-270 (°)</b>	110



Beam Angle: 107°		
h(m)	E(lx)	D(m)
1	1088	2.63
2	272	5.26
3	121	7.90
4	68	10.53
5	44	13.16

Luminous flux luminaire  
2958 lm

### Electrical

<b>Frequency (Hz)</b>	50/60	<b>Emergency</b>	Without
<b>Voltage (V)</b>	220.00	<b>Insulation class</b>	I
<b>Dimmable</b>	No		
<b>Driver</b>	Integrated		
<b>Driver type</b>	Non Dimmable		

### Physical

<b>Color</b>	White
<b>Orientation</b>	Fixed
<b>Recessed depth (mm)</b>	120
<b>Weight (kg)</b>	5.75
<b>Length (mm)</b>	2530

### Note

Opal Diffuser: Diffuse, glare free and uniform lighting throughout the room. / Emergency: Emergency Module available in all versions, length 1405 mm. In normal use, it uses the same power consumption as the standard In-Finity. In emergency use, it emits 10% of normal use during 3 hours. Endcaps: must be ordered separately. Consult Flos Architectural team for a configuration without end caps.

## In-Finity 35 Recessed No Trim 3000K General Lighting



---

500 mm opal diffuser. Diffuse, glare free and uniform lighting throughout the room  
08.0109.00

---

Metal End Cap. Recessed No Trim / Surface / Suspension Down. 35 mm (Colour White)  
08.9050.40