


In-Finity 100 Suspension Up & Down Flat Corner 4000K General Lighting

■ N10UFC4G30B - White

LED modular system for suspended installation, including LED luminaires, aluminum installation profile, and diffusers. Drivers included in lighting modules for 220-240V connection to mains or to other lighting modules. Suspension kit included.

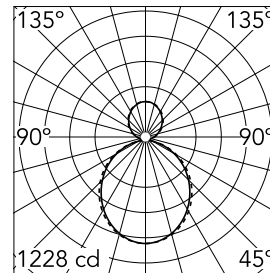


Main specifications

Number of heads	1	Net lumen (lm)	4477
Lamp category	LED	Mountings	Suspension
Power (W)	38.5W/m	Environment	Indoor dry location
CCT (K)	4000K		
CRI	80		

Optical

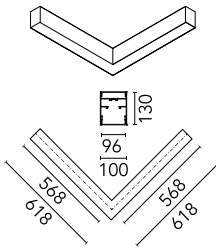
Lighting type	Indirect, Direct
LED type	Top LED
Light distribution	Symmetric
Optical type	Diffused light
Beam angle (°)	103
Beam angle C90-270 (°)	107



Beam Angle DIR: 103°

h(m)	E(lx)	D(m)
1	1228	2.54
2	307	5.07
3	136	7.61
4	77	10.14
5	49	12.68

Luminous flux luminaire
4477 lm



Electrical

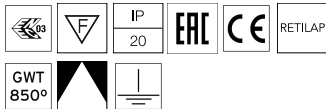
Frequency (Hz)	50/60	Insulation class	I
Dimmable	No		
Driver	Integrated		
Driver type	Non Dimmable		
Emergency	Without		

Physical

Color	White
Orientation	Fixed
Weight (kg)	8.20

Note

Opal Diffuser: Diffuse, glare free and uniform lighting throughout the room. / Emergency: Emergency Module available in all versions, length 1405 mm. In normal use, it uses the same power consumption as the standard In-Finity. In emergency use, it emits 10% of normal use during 3 hours. Endcaps: must be ordered separately. Consult Flos Architectural team for a configuration without end caps.



In-Finity 100 Suspension Up & Down Flat Corner 4000K General Lighting



Suspension kit
08.0030



Metal cover. Suspension Up & Down.
100 mm (Colour Black)
08.9058.NS



Power supply rose
08.0031.00



Metal cover. Suspension Up & Down.
100 mm (Colour Anodized Grey)
08.9058.02



Metal cover. Suspension Up & Down.
100 mm (Colour White)
08.9058.40



500 mm opal diffuser. Diffuse, glare free and uniform lighting throughout the room
08.0111.00



Metal cover. Suspension Up & Down.
100 mm
08.9058.06