



In-Finity 100 Suspension Up & Down 3000K General Lighting

■ N10U083G30B - White

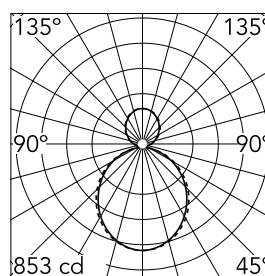
LED modular system for suspended installation, including LED luminaires, aluminum installation profile, and diffusers. Drivers included in lighting modules for 220-240V connection to mains or to other lighting modules. Suspension kit included.

Main specifications

Number of heads	1	Net lumen (lm)	3111
Lamp category	LED	Mountings	Suspension
Power (W)	38.5W/m	Environment	Indoor dry location
CCT (K)	3000K		
CRI	80		

Optical

Lighting type	Indirect, Direct
LED type	Top LED
Light distribution	Symmetric
Optical type	Diffused light
Beam angle (°)	103
Beam angle C90-270 (°)	107



Beam Angle DIR: 103°

h(m) E(lx) D(m)

1 853 2.54

2 213 5.07

3 95 7.61

4 53 10.14

5 34 12.68

Luminous flux luminaire
3111 lm

Electrical



Frequency (Hz)	50/60	Insulation class	I
Dimmable	No		
Driver	Integrated		
Driver type	Non Dimmable		
Emergency	Without		

Physical

Color	White
Orientation	Fixed
Weight (kg)	5
Length (mm)	845

Note

Opal Diffuser: Diffuse, glare free and uniform lighting throughout the room. / Emergency: Emergency Module available in all versions, length 1405 mm. In normal use, it uses the same power consumption as the standard In-Finity. In emergency use, it emits 10% of normal use during 3 hours. Endcaps: must be ordered separately. Consult Flos Architectural team for a configuration without end caps.



In-Finity 100 Suspension Up & Down 3000K General Lighting



Metal cover. Suspension Up & Down.
100 mm
08.9058.06



Metal cover. Suspension Up & Down.
100 mm (Colour Anodized Grey)
08.9058.02



500 mm opal diffuser. Diffuse, glare free and uniform lighting throughout the room
08.0111.00



Metal cover. Suspension Up & Down.
100 mm (Colour White)
08.9058.40



Suspension kit
08.0030



Metal cover. Suspension Up & Down.
100 mm (Colour Black)
08.9058.NS



Power supply rose
08.0031.00