


In-Finity 100 Suspension Down Flat Corner 4000K General Lighting Dali

■ **N10DFC4G02BDA - Anodized Grey**

LED modular system for suspended installation, including LED luminaires, aluminum installation profile, and diffusers. Drivers included in lighting modules for 220-240V connection to mains or to other lighting modules. Suspension kit not included.

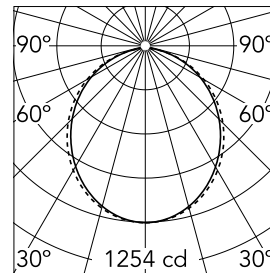


Main specifications

Number of heads	1	Net lumen (lm)	3320
Lamp category	LED	Mountings	Suspension
Power (W)	25.5W/m	Environment	Indoor dry location
CCT (K)	4000K		
CRI	80		

Optical

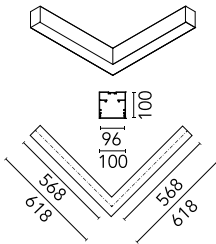
Lighting type	Direct
LED type	Top LED
Light distribution	Symmetric
Optical type	Diffused light
Beam angle (°)	103
Beam angle C90-270 (°)	107



Beam Angle: 103°

h(m)	E(lx)	D(m)
1	1254	2.54
2	313	5.07
3	139	7.61
4	78	10.14
5	50	12.68

Luminous flux luminaire
3320 lm



Electrical

Frequency (Hz)	50/60	Insulation class	I
Dimmable	Yes		
Driver	Integrated		
Driver type	Dimmable DALI		
	1		
Emergency	Without		

Physical

Color	Anodized Grey
Orientation	Fixed
Weight (kg)	8.20

Note

Opal Diffuser: Diffuse, glare free and uniform lighting throughout the room. / Emergency: Emergency Module available in all versions, length 1405 mm. In normal use, it uses the same power consumption as the standard In-Finity. In emergency use, it emits 10% of normal use during 3 hours. Endcaps: must be ordered separately. Consult Flos Architectural team for a configuration without end caps.

