




In-Finity 100 Suspension Down 4000K General Lighting

■ N10D254G14B - Black

LED modular system for suspended installation, including LED luminaires, aluminum installation profile, and diffusers. Drivers included in lighting modules for 220-240V connection to mains or to other lighting modules. Suspension kit not included.

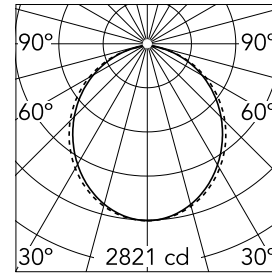
Main specifications

| | | | |
|-----------------------|---------|--------------------|------------|
| Lamp category | LED | Mountings | Suspension |
| Power (W) | 25.5W/m | Environment | Indoor |
| CCT (K) | 4000K | | |
| CRI | 80 | | |
| Net lumen (lm) | 7470 | | |



Optical

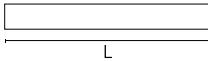
| | |
|-------------------------------|----------------|
| Lighting type | Direct |
| LED type | Top LED |
| Light distribution | Symmetric |
| Optical type | Diffused light |
| Beam angle (°) | 103 |
| Beam angle C90-270 (°) | 107 |



Beam Angle: 103°

| h(m) | E(lx) | D(m) |
|------|-------|-------|
| 1 | 2821 | 2.54 |
| 2 | 705 | 5.07 |
| 3 | 313 | 7.61 |
| 4 | 176 | 10.14 |
| 5 | 113 | 12.68 |

Luminous flux luminaire
7470 lm




Electrical

| | | | |
|-----------------------|------------|-------------------------|---|
| Frequency (Hz) | 50/60 | Insulation class | I |
| Dimmable | No | | |
| Driver | Integrated | | |
| Driver type | Electronic | | |
| Emergency | Without | | |

Physical

| | |
|--------------------|-------|
| Color | Black |
| Orientation | Fixed |
| Weight (kg) | 18.80 |
| Length (mm) | 2530 |

Certification / Marking



Note

Opal Diffuser: Diffuse, glare free and uniform lighting throughout the room. / Emergency: Emergency Module available in all versions, length 1405 mm. In normal use, it uses the same power consumption as the standard In-Finity. In emergency use, it emits 10% of normal use during 3 hours. Endcaps: must be ordered separately. Consult Flos Architectural team for a configuration without end caps.