



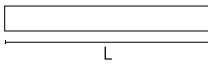
In-Finity 100 Suspension Down 3000K General Lighting

□ N10D163G30B - White

LED modular system for suspended installation, including LED luminaires, aluminum installation profile, and diffusers. Drivers included in lighting modules for 220-240V connection to mains or to other lighting modules. Suspension kit not included.

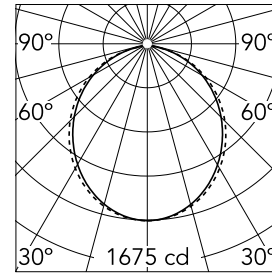
Main specifications

Lamp category	LED	Mountings	Suspension
Power (W)	25.5W/m	Environment	Indoor dry location
CCT (K)	3000K		
CRI	80		
Net lumen (lm)	4434		



Optical

Lighting type	Direct
LED type	Top LED
Light distribution	Symmetric
Optical type	Diffused light
Beam angle (°)	103
Beam angle C90-270 (°)	107



Beam Angle: 103°

h(m)	E(lx)	D(m)
1	1675	2.54
2	419	5.07
3	186	7.61
4	105	10.14
5	67	12.68

Luminous flux luminaire
4434 lm

Electrical

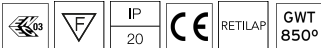
Frequency (Hz)	50/60	Insulation class	I
Dimmable	No		
Driver	Integrated		
Driver type	Non Dimmable		
Emergency	Without		

Physical

Color	White
Orientation	Fixed
Weight (kg)	16.20
Length (mm)	1690

Note

Opal Diffuser: Diffuse, glare free and uniform lighting throughout the room. / Emergency: Emergency Module available in all versions, length 1405 mm. In normal use, it uses the same power consumption as the standard In-Finity. In emergency use, it emits 10% of normal use during 3 hours. Endcaps: must be ordered separately. Consult Flos Architectural team for a configuration without end caps.



In-Finity 100 Suspension Down 3000K General Lighting



Suspension kit
08.0030



Metal End Cap. Recessed No Trim /
Surface / Suspension Down. 100 mm
(Colour Anodized Grey)
08.9054.02



Metal End Cap. Recessed No Trim /
Surface / Suspension Down. 100 mm
(Colour Black)
08.9054.NS



500 mm opal diffuser. Diffuse, glare
free and uniform lighting throughout
the room
08.0111.00



Metal End Cap. Recessed No Trim /
Surface / Suspension Down. 100 mm
(Colour White)
08.9054.40



Metal cover. Surface / Suspension
Down. 100 mm
08.9054.06



Power supply rose
08.0031.00