




## In-Finity 100 Suspension Down 3000K General Lighting Dali

### ■ N10D303G14BDA - Black

LED modular system for suspended installation, including LED luminaires, aluminum installation profile, and diffusers. Drivers included in lighting modules for 220-240V connection to mains or to other lighting modules. Suspension kit not included.

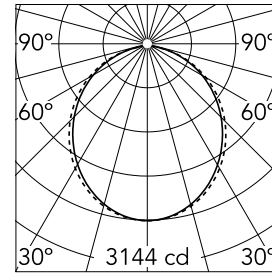
#### Main specifications

<b>Lamp category</b>	LED	<b>Mountings</b>	Suspension
<b>Power (W)</b>	25.5W/m	<b>Environment</b>	Indoor
<b>CCT (K)</b>	3000K		
<b>CRI</b>	80		
<b>Net lumen (lm)</b>	8323		



#### Optical

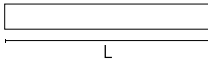
<b>Lighting type</b>	Direct
<b>LED type</b>	Top LED
<b>Light distribution</b>	Symmetric
<b>Optical type</b>	Diffused light
<b>Beam angle (°)</b>	103
<b>Beam angle C90-270 (°)</b>	107



Beam Angle: 103°

h(m)	E(lx)	D(m)
1	3144	2.54
2	786	5.07
3	349	7.61
4	196	10.14
5	126	12.68

Luminous flux luminaire  
8323 lm




#### Electrical

<b>Frequency (Hz)</b>	50/60
<b>Dimmable</b>	Yes
<b>Driver</b>	Integrated
<b>Emergency</b>	Without
<b>Insulation class</b>	I

#### Physical

<b>Color</b>	Black
<b>Orientation</b>	Fixed
<b>Weight (kg)</b>	21.40
<b>Length (mm)</b>	3095

#### Certification / Marking



#### Note

Opal Diffuser: Diffuse, glare free and uniform lighting throughout the room. / Emergency: Emergency Module available in all versions, length 1405 mm. In normal use, it uses the same power consumption as the standard In-Finity. In emergency use, it emits 10% of normal use during 3 hours. Endcaps: must be ordered separately. Consult Flos Architectural team for a configuration without end caps.