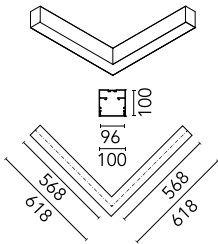



## In-Finity 100 Surface Flat Corner 4000K Micro-Prismatic Diffuser

■ N10SFC4U30B - White

LED modular system for surface installation, including LED luminaires, aluminum installation profile, and diffusers. Drivers included in lighting modules for 220-240V connection to mains or to other lighting modules.

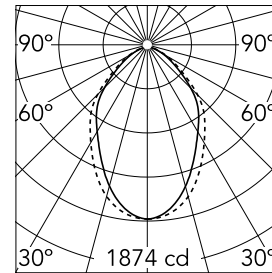


### Main specifications

<b>Number of heads</b>	1	<b>Net lumen (lm)</b>	3167
<b>Lamp category</b>	LED	<b>Mountings</b>	Surface
<b>Power (W)</b>	25.5W/m	<b>Environment</b>	Indoor dry location
<b>CCT (K)</b>	4000K		
<b>CRI</b>	80		

### Optical

<b>Lighting type</b>	Direct
<b>LED type</b>	Top LED
<b>Light distribution</b>	Symmetric
<b>Optical type</b>	Diffused light
<b>Beam angle (°)</b>	73
<b>Beam angle C90-270 (°)</b>	81



<b>Beam Angle: 73°</b>		
<b>h(m)</b>	<b>E(lx)</b>	<b>D(m)</b>
1	1874	1.47
2	469	2.95
3	208	4.42
4	117	5.90
5	75	7.37

Luminous flux luminaire  
3167 lm

### Electrical

<b>Frequency (Hz)</b>	50/60	<b>Insulation class</b>	I
<b>Dimmable</b>	No		
<b>Driver</b>	Integrated		
<b>Driver type</b>	Non Dimmable		
<b>Emergency</b>	Without		

### Physical

<b>Color</b>	White
<b>Orientation</b>	Fixed
<b>Weight (kg)</b>	8.20

### Note

Micro-Prismatic Diffuser: Highly efficient multilayer diffuser that, thanks to its unique micro-prismatic texture, provides a glare free UGR<19 light beam. / Emergency: Emergency Module available in all versions, length 1405 mm. In normal use, it uses the same power consumption as the standard In-Finity. In emergency use, it emits 10% of normal use during 3 hours. Endcaps: must be ordered separately. Consult Flos Architectural team for a configuration without end caps.